


CANARE CABLE REEL STAND



CRS-02 Cable Storage Rack

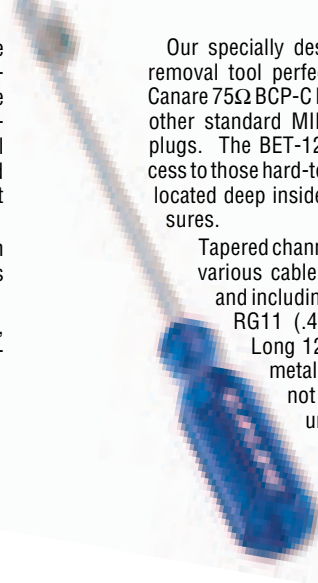
Canare introduces a premium cable reel storage rack stand that easily accommodates 10 full-size Canare Cable spools (ex: 10ea. 300 meter rolls of L-5CFB). Extra heavy duty gauge steel frame with solid reinforced welded joints. Rugged crinkled powder coat Blue finish.

Includes four (4) industrial strength roll-around locking casters so rack 'stays put' when paying out cable.

A must-have for multiple cable pulls, system installation job sites and professional wire assembly shops.

BNC EXTRACTION TOOL

BET-12

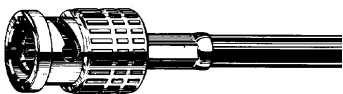
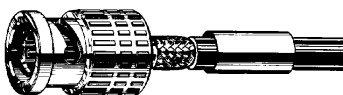
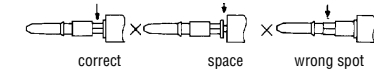
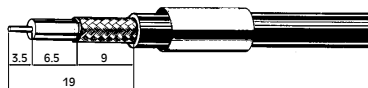
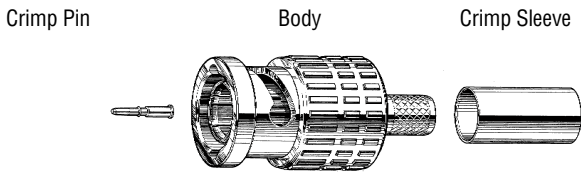


Our specially designed connector removal tool perfectly fits not only Canare 75Ω BCP-C BNC series, but all other standard MIL-SPEC BNC line plugs. The BET-12 allows easy access to those hard-to-reach BNC jacks located deep inside rear rack enclosures.

Tapered channel socket permits various cable O.D. sizes up to and including Canare L-7CFB, RG11 (.405in, 10.29mm).

Long 12 inch heavy duty metal probe shaft will not bend or deform under normal use. Clear Blue plastic handle.

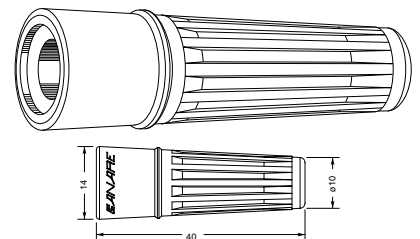
ASSEMBLY • CANARE 75Ω BNC, F AND RCA CRIMP PLUGS



- Slide crimp sleeve over cable.
- Strip cable jacket using Canare TS-Series Coax Strippers (see mm dimensions)
- Place contact pin on center conductor. Using the TC-1 hand tool and appropriate die set, crimp center pin as shown in diagram. (Do not leave a gap between rear of the pin and cable insulation end.)
- Flair braided shield to aid insertion of connector body.
- Push cable with crimped pin into body housing until you detect an audible "snap". (Jamming the pin may bend center conductor and damage connector dielectric.)
- Lightly tug cable (@ 4.5 lbs/2.0 kgs) to verify that pin is properly seated in body housing.
- Slide crimp sleeve up against the body and place in tool die.
- Complete assembly by crimping down on sleeve to form hex.

Note: Flair gap at sleeve end is normal and allows cable jacket extra flexing room.

CABLE BOOT



CB04

Our new push-on silicon rubber boot helps prevent cable damage at the connector sleeve stress point due to flexing, fatigue and environmental changes. Available in 10 matte colors for matching cable jacket or channel ID call-outs.

MODEL SELECTION

MODEL	Fits on Cable	Connectors
CB01	L-1.5C2VS	BCP-C series
CB02	L-2.5CFB, V-3C	
CB03	L-3C2VS, L-3CFB, V-3C, V-3CFB	
CB04	LV-61S, L-4CFB, V-4CFB	
CB05A	LV-77S, L-5CFB, V-5C, V-5CFB	MBCP-C series
CB24	L-3C2VS, L-3CFB, V-3C, V-3CFB	
CB25	LV-61S, L-4CFB, V-4CFB	FP-C series
CB26	LV-77S, L-5CFB, V-5C, V-5CFB	RCAP-C series

COLORS AVAILABLE

MODEL	BLK	BLU	BRN	GRY	GRN	ORN	PPL	RED	WHT	YEL
CB01	■	■			■			■	□	■
CB02	■									
CB03	■	■	■	■	■	■	■	■	□	■
CB04	■	■	■	■	■	■	■	■	□	■
CB05A	■	■	■	■	■	■	■	■	□	■
CB24	■	■			■			■	□	■
CB25	■	■			■			■	□	■
CB26	■	■			■			■	□	■