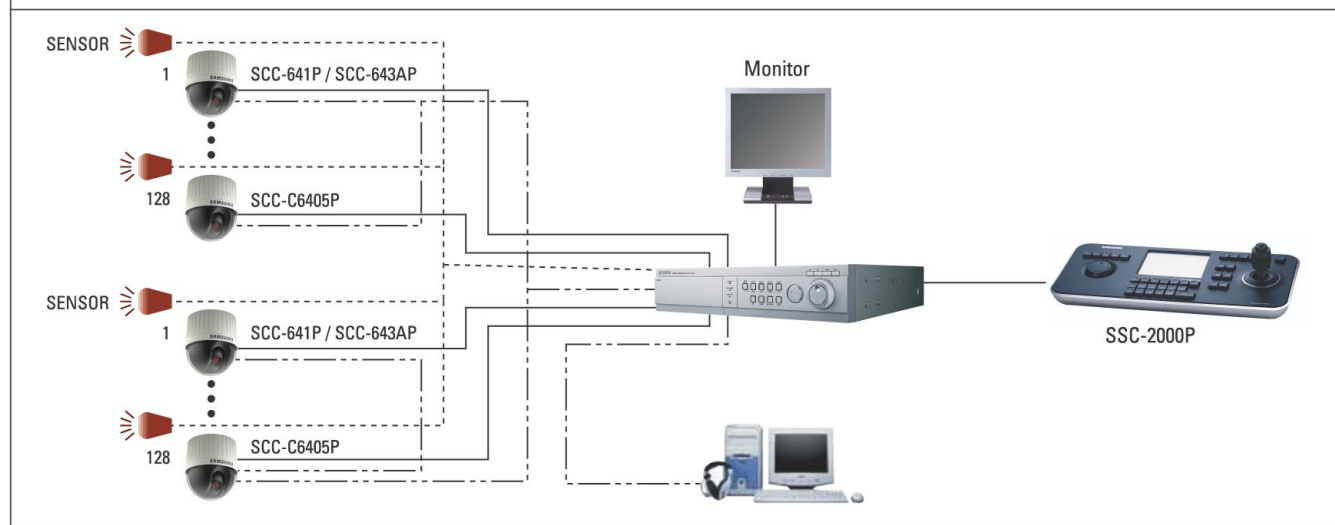
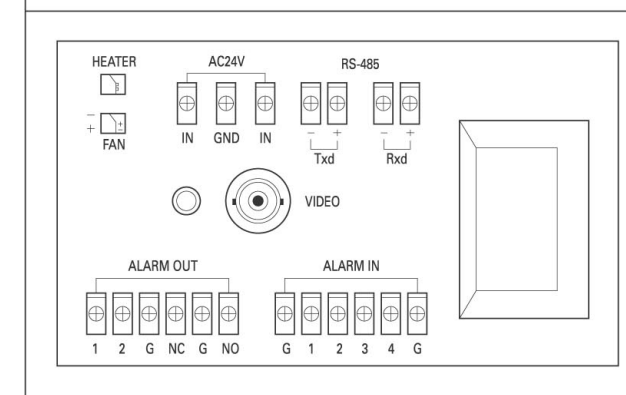


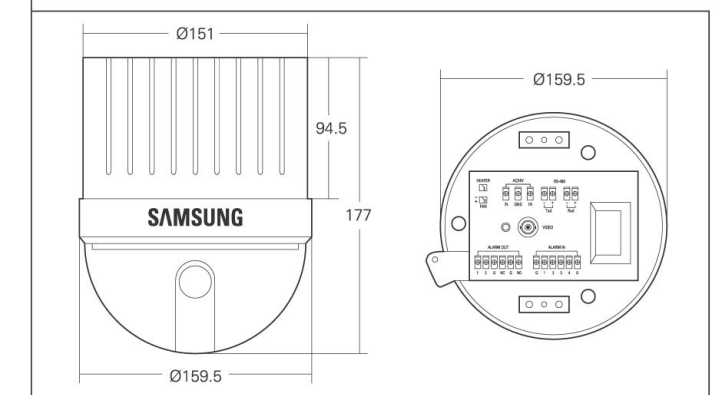
System Configuration



Back Panel



Dimensions unit: (mm)



Accessories

<p>Indoor Housing (SHG-120)</p> <ul style="list-style-type: none"> Indoor Applications Supports up to 70 Pounds (32kg) Metal Case 	<p>Corner Mount Adaptor (SADT-110CM)</p> <ul style="list-style-type: none"> Indoor or Outdoor Applications Supports up to 97 Pounds (44kg) Metal body
<p>Outdoor Housing (SHG-220)</p> <ul style="list-style-type: none"> Outdoor Applications Supports up to 97 Pounds (44kg) Metal Case Weather Proof IP67 	<p>Wall Mount Adaptor (SADT-100WM)</p> <ul style="list-style-type: none"> Indoor or Outdoor Applications Supports up to 70 Pounds (32kg) Metal body
<p>Ceiling Mount Adaptor (SADT-100CM)</p> <ul style="list-style-type: none"> Metal body Indoor or Outdoor Applications Supports up to 70 Pounds (32kg) Rugged Construction Pipe Length 300mm 	<p>Pole Mount Adaptor (SADT-100PM)</p> <ul style="list-style-type: none"> Indoor or Outdoor Applications Supports up to 88 Pounds (40kg) Metal body
<p>Ceiling Mount Bracket (SBR-100DCM)</p> <ul style="list-style-type: none"> Supports up to 35 Pounds (16kg) Rugged Construction Metal body 	

Installation

<p>Ceiling Installation</p> <ul style="list-style-type: none"> Embedded Equipment: Ceiling Mount Bracket (SBR-100DCM) and SmartDome. Indoor: Ceiling Mount Adaptor (SADT-100CM) and Indoor Housing (SHG-120). Outdoor: Ceiling Mount Adaptor (SADT-100CM) and Outdoor Housing (SHG-220). 	<p>Pole Installation</p> <ul style="list-style-type: none"> Indoor: Wall Mount Adaptor (SADT-100WM) and Indoor Housing (SHG-120). Outdoor: Pole Mount Adaptor (SADT-100PM) and Outdoor Housing (SHG-220).
<p>Wall Installation</p> <ul style="list-style-type: none"> Indoor: Wall Mount Adaptor (SADT-100WM) and Indoor Housing (SHG-120). Outdoor: Wall Mount Adaptor (SADT-100WM) and Outdoor Housing (SHG-220). 	<p>Corner Installation</p> <ul style="list-style-type: none"> Indoor: Corner Mount Adaptor (SADT-110CM) and Wall Mount Adaptor (SADT-100WM) with Indoor Housing (SHG-120). Outdoor: Corner Mount Adaptor (SADT-110CM) and Wall Mount Adaptor (SADT-100WM) with Outdoor Housing (SHG-220).