


FEATURES

- 1 Form A Contact
- DIP Terminal
- Application for Fax Modem, Telecommunication, Security Alarm System
- UL File No. E147052



COIL RATING (at 20 °C)

Nominal Voltage (VDC)	Coil Resistance ($\Omega \pm 10\%$)	Nominal Current (mA)	Pick-Up Voltage (VDC)	Drop-Out Voltage (VDC)	Maximum Allowable Voltage (VDC)	Power Consumption (mW)
5	500	10.0	3.75	0.6	15	50
12	1000	12.0	9.0	1.44	30	144
24	2150	11.2	18.0	2.88	44	268

ORDERING INFORMATION

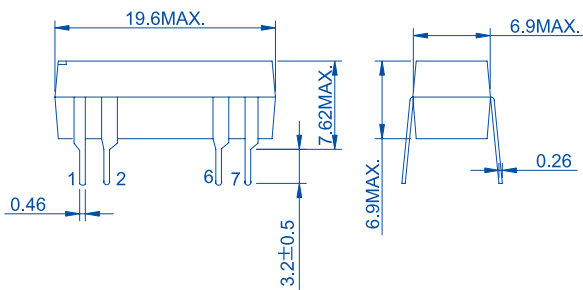
BRD-1A05-D

Coil Voltage	Option
See Coil Rating	Nil:Standard D:With Diode

■ SPECIFICATIONS

Contact Arrangement		1 Form A
Contact Material		Ru / Rh
Contact Resistance		Max. 150mΩ (initial)
Contact Rating (at Resistive Load)	Max. Switching Voltage	100VDC
	Max. Switching Current	0.5A
	Max. Switching Power	10W (DC) / 10VA (AC)
	Max. Carrying Current	1A
Dielectric Strength Between Coil & Contact		1400 VDC (1 minute)
Between Contacts		250VDC (1 minute)
Operate Time		Max. 1.0m Sec.
Release Time		Max. 0.5m Sec.
Ambient Temperature		-40 °C~+85 °C
Insulation Resistance		Min. 100MΩ at 500VDC
Vibration Resistance		1.5mm D.A. 10-55HZ
Shock	Functional	20G
	Destruction	100G
Mechanical Life		1 x 10 ⁸ operations (at no load)
Electrical Life		1 x 10 ⁶ operations (at rated load)
Weight		Approx. 2g

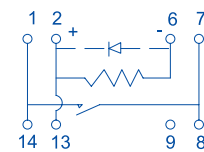
DIMENSIONS(mm)



General Tolerance ±0.3

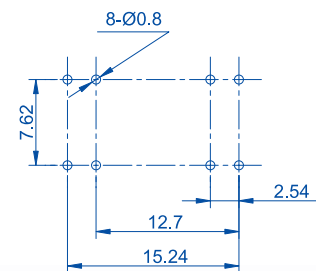
WIRING DIAGRAM

(Bottom View)



PC board pattern (mm)

(Bottom View)



General Tolerance ±0.1