

FEATURES

- Hermetically sealed
- Low power consumption
- High reliability
- UL & CUL approval, File No.: E179936

CONTACT DATA

Contact form	1A – NO/NC
Contact resistance (Initial)	150mΩ
Rated carry current	1A
Max. switching voltage	200VDC
Max. switching current	0.5A
Max. switching power	10W
Contact material	Ruthenium

CHARACTERISTICS

Insulation resistance	Min. 100MΩ
Dielectric strength	1500VDC, 1 min between coil to contacts 200VDC, 1 min. between open contacts
Operate time (nominal volt.)	Max. 0.5 ms
Release time (nominal volt.)	Max. 0.5 ms
Vibration resistance	Max. 10G
Ambient temperature	- 40 to + 80°C
Life expectancy	1 x 10 ⁷ operations (10VDC, 4mA) 1 x 10 ⁸ operations
- Electrical	
- Mechanical	

COIL SPECIFICATIONS

Nominal voltage (VDC)	Pick-up voltage (VDC) (Max.)	Drop-out voltage (VDC) (Min.)	Nominal current (mA ± 10%)	Coil resistance (Ω ± 10%)	Power consumption (mW)	Max. continuous Voltage (VDC)
3	2.25	0.3	12	250	36	5
5	3.75	0.5	10	500	50	10
12	9	1.2	12	1000	144	20
24	18	2.4	12	2000	288	28

ORDERING INFORMATION

MES1

A

05

D

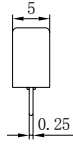
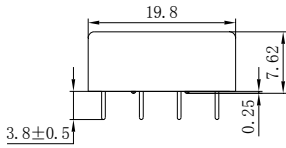
M

Model No.	Contact Form	Coil Voltage	Package	Diode / Magnetic Shield
MES1	A: 1A-NO B: 1B-NC	3–24VDC	D: DIP Nil: SIP	E: Diode M: With magnetic shield

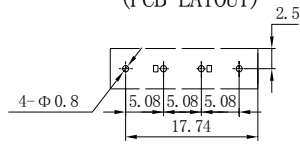
DIMENSION(Unit:mm)

Tolerance: ± 0.3

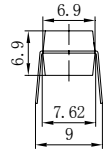
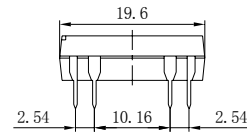
SIP



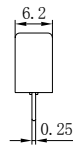
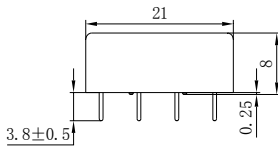
Bottom view
(PCB LAYOUT)



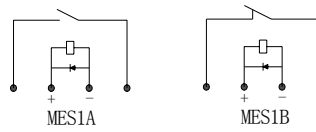
DIP



Magnetic Shield



SCHEMATIC



SCHEMATIC

