

2008/09 華輝產品目錄 Product Catalogue

監控 / 門禁及警報系統 / 電源供應器目錄



CCTV / DVR System
CATV / Digital Broadcasting
PA / Intercom System
Access Control / Alarm
Batteries / Power
Cable / Network Accessories
Test & Measurement
Connectors & Accessories



代理各國名廠品牌，誠徵分銷合作伙伴
Seeking For Business Partners

ADEMCO

AMerMedia

AVTECH

CHALCO

CITIZEN

DARWIN

DARESAY

FORTECH

DYMO

DYNACOLOR

FLUKE

Garrison

GRANDTEC

IR-TEC

Longhorn

Manson

MW

MIZU

NUSUN

P

ROSSIARE

SECURITY

SC&T

SAMSUNG

Scene

SES

Seagate

SELCO

STANET

SUNON

SUNSP

TAFU

Teledar

TOA

TVS

VDS

Viboer

Vision

Visonic

目錄 Index

Brand	Category	Page	Brand	Category	Page
Hot Items		1-5	Visonic	Alarm (PIR Sensor)	47
CCTV / DVR Systems			Steinel	Alarm (PIR Power Switch)	48
Seagate	DVR (HDD)	6	Steinel	Alarm (PIR Lamp)	49
DynaColor	DVR	7-8	Garrison	Alarm (Magnetic Switch)	50
AVTECH	DVR	9-10	Longhorn	Alarm (Magnetic Switch)	50
AVERMEDIA	DVR	11	SELCO	Alarm (Magnetic Switch)	50
AVTECH	DVR (Accessories)	12	SCS	Alarm	51
Seagate	DVR (HDD)	12	SCS	Alarm (IR Beam)	52
DynaColor	CCTV	13		Alarm (Accessories)	53-55
AVTECH	CCTV	14-15	FORTECH	Alarm (Accessories)	56-57
FORTECH	CCTV (FORTECH Vision Series)	16-17	Access Control & PA Systems		
FORTECH	CCTV (FORTECH Pro Series & DGS Series)	18-19	PC Safe	Access Control Systems	58
TVS	CCTV	20	Garrison	Access Control Accessories	59
Chiper	CCTV	21	Teledar	Access Control Accessories	59
Samsung	CCTV & DVR	22	NUSUN	PA Systems	60-61
FOR-TECH	CCTV - Lens	23	TOA	PA Systems	62-63
Sunspo	CCTV (VDA)	24	NUSUN	PA Systems	64-66
Grandtec	CCTV (Video Processor)	25	Power Supplies / Cabling / Accessories		
Sunspo	CCTV (Video Processor)	25	Meanwell	Power Supply	67-70
DynaColor	DVR & CCTV Accessories	26	FORTECH	Power Supply	71
Viboer	CCTV (System accessories)	27	MIZU	Network (Face Plate), Cable Management	72
Chiper	CCTV (VDA) & CCTV (Panning Head)	28	MIZU	Network (Patch Panel)	73
FORTECH	CCTV (Camera Housing)	29	MIZU	Network (Jack), Surface Mount Box	74
FORTECH	CCTV (Camera Bracket & Panning Head)	30	DYMO	Cable (Management Tool)	75-76
TAFU	CCTV (Infrared Illuminator)	31	MIZU	Network Accessories	76
Scene	CCTV (Infrared Illuminator)	32	MIZU	Network (Tel. Plug)	77
VDS	CCTV (Cable Solution)	33	MIZU	Patchcord	78
FORTECH	CCTV (Cable Solution)	34	MIZU	Cable	78-80
SC&T	CCTV (Cable Solution)	35-37	Samson	Cable	79-80
Daresay	CCTV (Cable Solution)	38	Taiwan Made	Video Connector	81
TVS	CCTV (LCD Monitor)	39	Taiwan Made	Connector	82
Samsung	CCTV (LCD Monitor) & Video doorphone	40	MIZU	AV Connector	83
Alarm Systems			CITIBAT	Battery (VRLA)	84
Visonic	Alarm - Wireless	41-42	ALCAD	Battery	85
Rosslare	Alarm (Controller)	43	Test & Measurement		
IR-TEC	Alarm (PIR Sensor)	44-45	Fluke	Test Tools	86-109
IR-TEC	Alarm (PIR Power Switch)	46			

工程首選 · 多買多慳 · 穩定可靠 · 高價格性能比

DIGIGUARD

DigiGuard DG1648 16ch Duplex
DVR (DVD-RW/400ips)
89-10-1648



詳細資料 > P.10

DIGIGUARD

DigiGuard DG0412 4ch Duplex
DVR (DVD-RW/100ips)
89-10-0412



詳細資料 > P.10

AVTECH

AVTech AVC760 4ch N-DVR
(Duplex, MJPEG/MPEG4, 100ips)
89-10-0760



詳細資料 > P.10

DYNACOLOR

DynaColor nDG616LDV-SATA
16ch H.264/MPEG4/MJPEG DVR
(400/100ips)
89-08-2616



詳細資料 > P.08

DYNACOLOR

DynaColor nDG86D-SATA 16ch
DVR (DVD/100ips)
89-08-0086



詳細資料 > P.08

DYNACOLOR

DynaColor L84-SATA 4ch
DVR (100ips)
89-08-9084



詳細資料 > P.08

SAMSUNG

Samsung SHR-5040P 4ch
雙處理器 MPEG4 DVR (100ips)
with 160GB HDD & VGA output
89-32-5040



詳細資料 > P.22

AVTECH

AVTech AVC543ZP 3-Axis Vandal
Proof Dome (480TVL)
27-31-0543



詳細資料 > P.14

AVTECH

AVTech AVC542ZP HR Color
Dome (480TVL)
27-31-0542



詳細資料 > P.14

AVTECH

AVTech KPC132ZP 1/3" Dome
Camera (0.4LUX/420TVL)
27-31-0132



詳細資料 > P.14

AVTECH

AVTech KPC132CP 1/3" HR Dome
Camera (0.6LUX/520TVL)
27-31-1323



詳細資料 > P.14

AVTECH

AVTech KPC133BP 1/3"
IR Color Dome Camera
27-31-1332



詳細資料 > P.14

工程首選 · 多買多慳 · 穩定可靠 · 高價格性能比

AVTECH

AVTech KPC133CP 1/3" HR IR
Color Dome Camera (520TVL)
27-31-1333



詳細資料 > P.14

AVTECH

AVTech KPC136BP 1/3" IR
Camera (420TV/IP68/21 IR LED)
27-40-1362



詳細資料 > P.14

AVTECH

AVTech KPC136CP 1/3" HR IR
Camera (520TVL/IP68/21 IR LED)
27-40-1363



詳細資料 > P.14

FORTECH®

FOR-TECH GTI518G/3.6 1/3"
IR-Camera (IP66/580TVL)
27-40-5181



詳細資料 > P.18

FORTECH®

FOR-TECH 5052S/3.6 1/3" Vandal
Proof Dome (IP66/580TVL)
27-31-5052



詳細資料 > P.17

SAMSUNG

Samsung SID-50P 1/3" 3mm
Color Dome (540TVL, 0.3Lux)
27-31-0050



詳細資料 > P.22

CHIPER®

Chiper CPT-HQ580SD 1/3" OSD
Camera (580TVL)
27-33-3058



詳細資料 > P.21

SAMSUNG

Samsung SHT-3005 Color Videophone (Handset)
28-35-3005

- 5"彩色LCD螢幕，畫面清晰細緻
- 黑色面板配合藍光背燈，優雅時尚
- 輕觸式制面，使用方便
- 一按式開門功能
- 簡易安裝，高質效能



熱感按鍵
Touch Screen

詳細資料 > P.40

FORTECH®

FOR-TECH 739-12IR36 1/3" 12-IR
OSD Camera (IP68/520TVL)
27-40-0739



(Optional)

詳細資料 > P.19

FORTECH®

FOR-TECH 739SLC28-500W
Sensor Light Camera (420TVL)
27-36-5739



詳細資料 > P.19

FORTECH®

FOR-TECH 8739-48IR12 1/3" 48-IR
12mm OSD Camera (IP68/520TVL)
27-40-8739



(Optional)

Bracket is optional

詳細資料 > P.19

工程首選 · 多買多慳 · 穩定可靠 · 高價格性能比

FORTECH®

FOR-TECH VS0309 3-9mm/F1.2
手動光圈變焦鏡頭
27-07-0309



詳細資料 ▶ P.23

FORTECH®

FOR-TECH VS0309GNB 3-9mm/F1.2
自動光圈變焦鏡頭
27-25-0309



詳細資料 ▶ P.23

Garrison

Garrison AT-850 捲閘磁控
(閉門通)
30-06-0850



詳細資料 ▶ P.50

Garrison

Garrison LK-102R
4掣 捲閘搖控開關 (連一個搖控器)
29-09-2102



詳細資料 ▶ P.59

Garrison

Garrison LK-102R2
2掣 搖控開關 (連一個搖控器)
29-09-3102



詳細資料 ▶ P.59



Meanwell ES18A12-P1J
DC12V/1.50A 電源供應器
64-17-1812




附認證

詳細資料 ▶ P.68




Meanwell S-15-12 15W
DC12V/1.3A 電源供應器
64-07-0112



詳細資料 ▶ P.67




Meanwell S-35-12 35W
DC12V/3A 電源供應器
64-07-0312



詳細資料 ▶ P.67



Meanwell S-50-12 50W
DC12V/4.2A 電源供應器
64-07-0512



詳細資料 ▶ P.67



Meanwell S-150-12 150W
DC12V/12.5A 電源供應器
64-70-1512



詳細資料 ▶ P.70



Meanwell S-100-12 100W
DC12V/8.5A 電源供應器
64-07-1012



詳細資料 ▶ P.67



Meanwell S-145-12 145W
DC12V/12A 電源供應器
64-07-1412




附認證

詳細資料 ▶ P.66

工程首選 · 多買多慳 · 穩定可靠 · 高價格性能比



Meanwell AD-155A UPS Supply
(DC13.8V10.5A & DC13.3V0.5A/
For Charger)
64-08-1551



附認證

詳細資料 ▶ P.68



IR-TEC LC780HD IR感應開關
(2500W)
30-23-1780



詳細資料 ▶ P.46



IR-TEC PRIMO IR530
紅外線感應探頭
30-02-0530



詳細資料 ▶ P.45



IR-TEC DUOGUARD DP250
雙鑑式紅外線感應探頭
30-02-0250



詳細資料 ▶ P.45



MIZU 6P6C RJ12 Jack (白色)
52-08-1606



詳細資料 ▶ P.74



MIZU Cat5e RJ45 Jack (白色)
52-08-0001



詳細資料 ▶ P.74



MIZU 四位面板(不連防塵蓋)
52-08-0120



詳細資料 ▶ P.72



MIZU 雙位面板(不連防塵蓋)
52-08-2004



詳細資料 ▶ P.72



MIZU 單位面板(不連防塵蓋)
52-08-2002



詳細資料 ▶ P.72



MIZU Patch Panel 24 Port-Cat5e
(平面式)
52-08-0024



詳細資料 ▶ P.73



PC-Safe MF8000 Mifare
Reader/Controller
29-02-8000



(Optional)

詳細資料 ▶ P.58



PC-Safe PC-SA330
Photoelectric Dropbolt
29-05-0330



(Optional)

詳細資料 ▶ P.58

工程首選 · 多買多慳 · 穩定可靠 · 高價格性能比

NUSUN

NUSUN V1080 80W
可控制4分區音量功放 (3L/3M)
28-01-4080



詳細資料 > P.60

NUSUN


NUSUN CE060H 60W
合併式4分區功放 (3L/3M)
28-01-5060



詳細資料 > P.60

NUSUN

NUSUN CS-603 6W 天花喇叭
(103mm)
28-10-0603



詳細資料 > P.66

NUSUN

NUSUN CS-802 3W 天花喇叭
(180mm)
28-10-0802



詳細資料 > P.66



Samson RG59 75Ω Coaxial Cable
65% Al Braid+Foil (200M)
53-88-0059



詳細資料 > P.79



Samson 1 Pair 19x0.2mm T/C
專業喇叭線 (660ft/Grey)
53-02-1902



詳細資料 > P.80



Samson 1 Pair 19x0.3mm T/C
專業喇叭線 (660ft/Grey)
53-02-1903



詳細資料 > P.80



Samson 4core 7/0.2mm
Control Cable (660ft/白色)
53-44-4140



詳細資料 > P.79



Samson 8core 7/0.2mm
Control Cable (660ft/白色)
53-44-4180



詳細資料 > P.79



Samson SC-8760 1pair Twisted
Pair Cable (1kft/18AWG)
53-53-8760



詳細資料 > P.80



Samson SC-8761 1pair Twisted
Pair Cable (1kft/22AWG)
53-53-8761



詳細資料 > P.80



Samson SC-8723 2pair Twisted
Pair Cable (1kft/22AWG)
53-53-8778



詳細資料 > P.79



MIZU 4對 UTP Cat.5e Cable
(1000ft/灰色)
53-39-2005



詳細資料 > P.79



MIZU 4對 UTP Cat.6 Cable
(1000ft/灰色)
53-39-6000



詳細資料 > P.79



MIZU RG59B/U 75Ω 同軸線
(300ft/黑色)
53-30-0059



詳細資料 > P.79

工程首選 · 多買多慳 · 穩定可靠 · 高價格性能比

Seagate SV35 DVR 專用硬碟

高 邊際利潤
穩定性
可靠性

160, 250, 320, 500, 750GB and 1TB Hard Disk

Seagate 全球第一大資料儲存設備最大生產商



- 「垂直磁場」技術: 數據讀寫更準確無誤，減低資料錯失及錯誤機率
- ATA-7指令支援: 特別為視訊串流設計
- 可連續24小時不間斷工作
- 耗電量及運作溫度特低，減低DVR負荷，令DVR穩定性提昇
- 達伺服器級數之特高穩定性能: MTBF: 100萬小時 / AFR: <1%
- 起動速度特快: 由靜止至運作時間只需5秒 (視乎型號而不同)

*備有S-ATA 及 Parallel ATA 選擇

Premium H.264 DVR: network DynaGuard™ 600 Series

Advanced Functions

- Triplex+ Operation: Live, Record, Playback, Network
- Supports up to 8 internal SATA HDDs (optional)
- Supports RAID (Optional)
- Supports internal DVD+RW
- Supports dual-gigabit LAN
- Dual-Main output
- Dual-VGA output
- Real-time recording at D1 (Optional)
- Multi-Codec for H.264 / MPEG-4 / MJPEG recording
- Supports up to 16ch IP camera(s)
- Supports recording of Megapixel IP camera(s)
- Built-in 4/8/16ch audio recording
- Supports transcoder
- Supports 2-way audio
- Per Channel Configuration
- Supports NTP for time synchronization
- Supports Mobile View software
- Multi-language support
- Multiple built-in dome camera control protocols
- Supports WLAN, SMS
- Supports Pre-Alarm Recording
- Built-in Pelco Coaxitron® Protocol

- DynaRemote™ for remote monitoring
- DynaGuard™ CMS for large-scale video management

Humane Technology

- ezBurn™ for quick video export
- ezRecord™ for quick recording setting
- ezDDNS™ for automatic DDNS configuration
- Supports uPnP
- Exports AVI file for Microsoft® Media Player
- GUI interface
- Touch panel control
- Jog / Shuttle
- IR Remote Control
- USB mouse (Optional)
- Compact Control Keyboard (Optional)

Modular Upgrade Kits

- DynaStorage™ 200 for extended recording storage
- POS Module for transaction monitoring
- Turbo Module for real-time D1 recording
- Alarm Hub for 16ch alarm relay output



nDG600 SATA Series

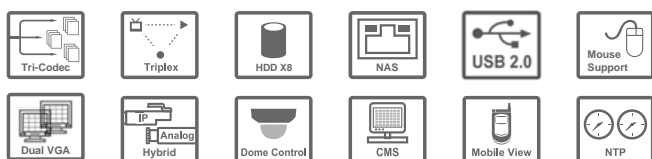
H.264 / MPEG4 / MJPEG Multi-Codec DVR Series

- D1 400 PPS Recording
- Support 8 HDD max.
- NAS External Storage Device (1000mb)
- Built-in DVD-RW Backup
- Support Megapixel IP Camera
- Support RAID (Optional)
- Support dual-gigabit Lan



NEW

nDG616 16CH (89-08-2616)
nDG608 8CH (89-08-1608)
nDG604 4CH (89-08-1604)



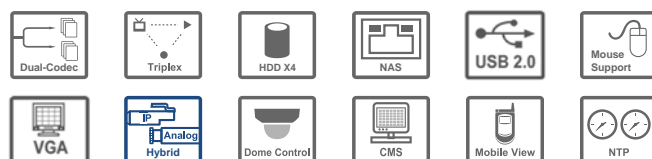
DG200 SATA Series

MPEG4 / MJPEG Dual-Codec DVR Series

- Support 4 HDD max.
- NAS External Storage Device (1000mb)
- Built-in DVD-RW Backup
- Support Gigabit Lan
- Dual-Main (DG216T only)
- Export AVI file for Window Media Player
- Support Wireless Lan, SMS



DG216 16CH (89-08-7216)
DG208 8CH (89-08-9208)



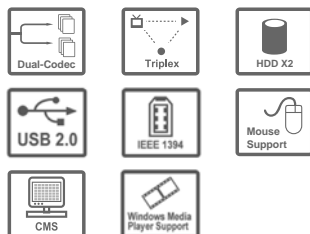
DG200 SATA/ATA Compact Series

MPEG4 / MJPEG Dual-Codec DVR Series

- Support 2 HDD max.
- Built-in DVD-RW Backup
- Export AVI file for Window
- Support Wireless Lan, SMS
- IEEE 1394 Backup



DG208 8CH (89-08-4208)
DG204 4CH (89-08-4204)



nDG80 SATA Series

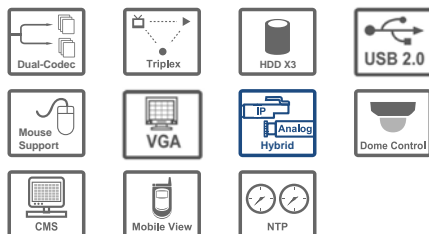
H.264 / MPEG4 / Dual-Codec DVR Series

- Support 3 HDD max.
- Built-in DVD-RW Backup
- Support Megapixel IP Camera
- UTP Connection (optional)



NEW

nDG86 16CH (89-08-0086)
nDG88 8CH (89-08-0088)
nDG84 4CH (89-08-0084)



DG90 SATA Series

MPEG4 DVR Series

- Support 2 HDD max.
- CD-RW Backup (optional)
- UTP Connection (optional)
- IEEE 1394 Backup



DG96D 16CH (89-08-4096)
DG98D 8CH (89-08-4098)
DG94D 4CH (89-08-4094)



Mobile MPEG4 DVR

DynaGuard™ 200M

DG208M 8CH 120PPS
DG204M 4CH 120PPS
(89-08-5204)



NEW

Features

- Triplex Operation
- Real Time Display
- Recording Rate: 120pps
- Advanced Network Functions
- 2.5" HDD for Storage w/ Swappable Tray
- Shock-proof Cradle
- Per Channel Configuration
- Built with ezBurn™ for Exporting
- Support WLAN (USB)
- Support GPS, SMS (RS232)
- Support Voltage from 9 to 30 VDC

H.264 / MPEG4 DVR

L84 - SATA
Compact 4CH DVR

(89-08-9084)



NEW

Features

- Compact Volume
- Triplex Operation
- Real Time Display
- Recording Rate: 120pps
- Support up to 2 Internal HDDs
- Powerful Network Functions
- USB 2.0
- Built with ezBurn™ Technology
- UTP Solution
- Motion Detection Smart Cell

AVTECH

AVC792 2008 Q4

AVTECH NEW GENERATION DVR

4CH H.264 Network DVR

Optimize Video Quality and Minimize File Size with innovative H.264 Compression Technology



AVTECH

DIGIGUARD Series

DIGIGUARD Series (16ch/8ch/4ch)

(89-10-1648)

➤ MPEG-4 DVR Technology

- MPEG-4 Compression format providing crystal clear images with real time performance
- MPEG-4 network transmitting format for faster transmission and clearer images via network

➤ Graphical OSD Interface for easier operation

➤ Remote Independent Operation

Allow you to individually see the live view of a single channel without changing the display setting from AP side

➤ Improved CIF Image Quality and Performance

The CIF image quality is highly improved for more clear and detailed image

➤ Huge Storage Capacity up to 1.5 TB (16CH & 8CH models only)

Accommodate 3 HDDs or 2 HDDs plus 1 disk array

➤ Backup Function: USB 2.0 flash drive, network & DVD writer backup

➤ R.E.T.R. --- Remote Event Trigger Recording to capture key moments instantly

➤ Pentaplex

Allow live display, record, playback, backup, and network operations at the same time

➤ Intelligent motion trigger recording

With advanced setting and motion trigger recording, the customized security environment is achieved

➤ Long-Recording hours, Watermark design, Multi-language OSD, Support PTZ camera operations

➤ Optional: Independent disk array (16&8CH only), VGA converter and SATA converter



DIGIGUARD Series



DG0412

89-10-0412

4ch DVR

- Support USB 2.0 Backup
- Internal HDD x1
- DVD-R/W Backup
- MPEG4 Web Transmission

- Format : MPEG-4
- Pixel (max.) : 720 x 576
- IPS (max.) : 100 / 100
- Motion Alarm : 16 x 12 point
- Loop Through : Yes
- Audio : 2 in / 1 out
- Remote Record : Yes
- Browser : Software & IE



DG0824

89-10-0824

8ch DVR

- Support USB 2.0 Backup
- Accommodate 3 HDDs
- DVD-R/W Backup
- MPEG4 Web Transmission

- Format : MPEG-4
- Pixel (max.) : 720 x 576
- IPS (max.) : 200 / 200
- Motion Alarm : 16 x 12 point
- Loop Through : Yes
- Audio : 4 in / 2 out
- Remote Record : Yes
- Browser : Software & IE



DG1648

89-10-1648

16ch DVR

- Support USB 2.0 Backup
- Accommodate 3 HDDs
- DVD-R/W Backup
- MPEG4 Web Transmission

- Format : MPEG-4
- Pixel (max.) : 720 x 576
- IPS (max.) : 400 / 400
- Motion Alarm : 16 x 12 point
- Loop Through : Yes
- Audio : 4 in / 2 out
- Remote Record : Yes
- Browser : Software & IE

AVD Series



AVD717D

89-10-1717

16ch DVR

- Support USB 1.1 Backup
- Accommodate 3 HDDs
- DVD-RW Backup

- Format : MPEG-4
- Pixel (max.) : 720 x 576
- IPS (max.) : 400 / 400
- Motion Alarm : 16 x 12 point
- Loop Through : Yes
- Audio : 4 in / 2 out
- Remote Record : Yes
- Browser : Software & IE



AVD715D

89-10-1715

8ch DVR

- Support USB 1.1 Backup
- Accommodate 3 HDDs
- DVD-RW Backup

- Format : MPEG-4
- Pixel (max.) : 720 x 576
- IPS (max.) : 200 / 200
- Motion Alarm : 16 x 12 point
- Loop Through : Yes
- Audio : 4 in / 2 out
- Remote Record : Yes
- Browser : Software & IE

AVC Series



AVC761/761AS

89-10-0761

4ch DVR

- Support USB 1.1 Backup
- Internal HDD x1

- Format : MPEG-4
- Pixel (max.) : 720 x 576
- IPS (max.) : 100 / 100
- Motion Alarm : 16 x 12 point
- Loop Through : Yes
- Audio : 1 in / 1 out
- Remote Record : Yes
- Browser : Software & IE



AVC760/760AS

89-10-0760

4ch DVR

- Internal HDD x1

- Format : MPEG-4
- Pixel (max.) : 720 x 576
- IPS (max.) : 100 / 100
- Motion Alarm : 16 x 12 point
- Loop Through : Yes
- Audio : 1 in / 1 out
- Remote Record : Yes
- Browser : Software & IE

AVerMedia®

AVerDiGi EB1304NET SATA 4CH Standalone NVR

(89-90-2304)

Lightweight
&
Compact
Size

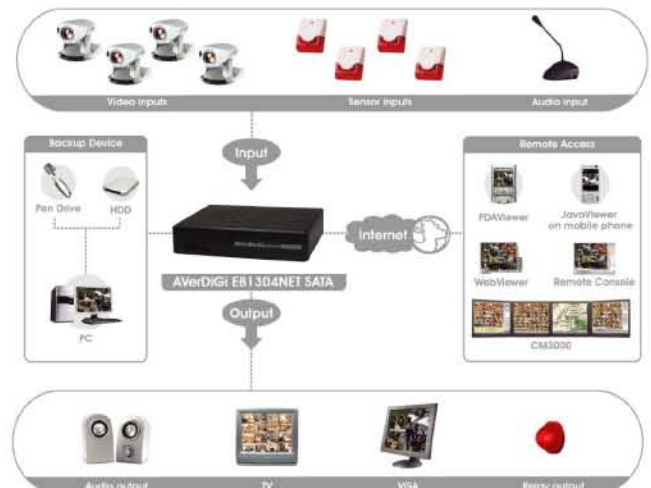


- ✓ Thermal testing approved
- ✓ Fire-resistant approved (V0 class)
- ✓ Supports standard 3.5" SATA HDD
- Supports PTZ control
- Supports UPnP (Universal Plug and Play)
- JavaViewer on mobile phones
- Remote preview and playback on PDAViewer
- Supports Central Management System (CM3000)

◆ Specifications

Item	AVerDiGi EB1304NET SATA
Operation System	Linux OS & RTOS
Video Compression	MPEG4
Video In/ Video out	4 / 1
Video Output	Composite TV x 1 ,VGA x 1
Audio In/ Audio Out	1/1
Sensor In/ Relay Out	4/1
Display Resolution (NTSC/PAL)	720x480/ 720x576
Display Frame Rate (NTSC/PAL)	120/100 fps
Recording Frame Rate (NTSC/PAL)	D1: 60/50 fps CIF: 120/100 fps
Backup Device	Pen Drive / external HDD x 1
Number of HDDs Support	1 (Standard 3.5" SATA HDD)
Camera Name Setting	7 letters
Video Search	By Date/ Time Event
Video Quality Setting	Hue/ Brightness/ Saturation/ Contract
Accessories	IR Extension cable (optional), Remote control
Software Support	iStable, iEnhance, JavaViewer, PDAViewer, WebViewer, CM3000, Remote Console, Remote Backup, USB Playback Console
Operating Temperature	5℃~40℃
Testing verification	EMI, ESD, CE, FCC, Thermal, Dropping
Dimensions	235mm(W)x160mm(D)x50mm(H) (Only 50% of existing DVRs)
Net Weight	0.565 Kgs (Only 20% of existing DVRs)

◆ System Application



► AVerMedia brings you an innovative product of AVerDiGi EB1304NET SATA. It comes with full functions, such as PTZ control, remote access control & user-friendly operation and only 0.565 Kgs weight for your surveillance needs.



PTZ Control



Supports UPnP



JavaViewer / PDAViewer



Supports Pen drive / External HDD backup



Lightweight & Compact Size



Supports CMS (CM3000)



VGA Adapter

VGA01

89-13-0001

- Connection DVR Side : D-Sub (D/V)
- LCD Monitor Side : D-Sub
- Dimension (mm) : 87(L) x 64(W) x 24(H)
- Output resolution : 1024 x 768@60Hz
- Power Consumption : 2W
- Analog non-interlaced RGB output supported
- Power Supply provided by DVR

VGA02

89-13-0002

- Connection DVR Side : Video
- LCD Monitor Side : D-Sub
- Dimension (mm) : 87(L) x 64(W) x 24(H)
- Output resolution : 1024 x 768@60Hz
- Power Consumption : 2W
- Analog non-interlaced RGB output supported
- Power Supply : DC5V 500mA



SATA Converter



SAT01Z

89-13-0000

Equipped your DVR with SATA HDD!

- Equipped your DVR with SATA HDD
- Better heat dissipation & stability
- Easy Installation



DVR (HDD)

Seagate SV35 Series

160, 250, 320, 500, 750GB and 1TB Hard Disk



(89-91-0750) SV35.2 750GB/P-ATA
(89-91-3500) SV35.2 500GB/P-ATA
(89-91-0320) SV35.2 320GB/P-ATA
(89-91-2250) SV35.2 250GB/P-ATA
(89-91-2160) SV35.2 160GB/P-ATA
(89-91-3100) SV35.3 1000GB/S-ATA
(89-91-3075) SV35.3 750GB/S-ATA
(89-91-3050) SV35.3 500GB/S-ATA
(89-91-1320) SV35.2 320GB/S-ATA
(89-91-3025) SV35.3 250GB/S-ATA
(89-91-1160) SV35.2 160GB/S-ATA

Specifications

Capacity Points (GB)	160,250,320,500,750,1000
Rotational Speed (RPM)	7200
Video Capacity (JPEG 640x480 @ 1 fps)*	Up to 100 days at 24x7 operation
Video Capacity (MPEG4 640x480 @ 30 fps)*	Up to 100 days at 24x7 operation
Startup Power, 12V Line (amps)	2.0
Reliability (MTBF/AFR)	1 million hours / <1%
Interface	ATA/100**, SATA
AFR (percent)	<1
ATA-7 Command Support	✓
Drive Spin-Down Support	✓
Shock, Operating/Nonoperating (Gs)	63/300
Ambient Temperature, Operating/Nonoperating (°C)	0 to 60/-40 to 70
Warranty (years)	5

* Compressed

** Compatible with UDMA-2, -3 and -4

(Sources: www.seagate.com)

THE SEAGATE ADVANTAGE

Already the worldwide leader in the hard drive storage industry, Seagate continues to lead with the introduction of the SV35 Series for video surveillance applications. Now surveillance system manufacturers and systems integrators don't have to settle for hard drives designed primarily for other applications, such as consumer video or desktop PCs. The Seagate SV35 Series is uniquely designed with features to optimize performance, save power and improve reliability in video surveillance applications. Further, the SV35 Series is now poised to develop new features and functionality independent of other market segments, thus providing continuous improvement and serving the unique needs of the security equipment market of the future.

Maximum Capacity and Performance Optimized for Surveillance Digital Video Recorders (SDVRs)

- Highest capacities enable the use of fewer hard drives driving improved reliability
- Performance recording strategies made possible through ATA-7 streaming command support, which allows reads/writes to be customized for video or data payloads
- Power-optimized systems to reduce power consumption, lower heat dissipation, improve reliability and allow the use of low-cost, high-efficiency power supplies
- System spin-down support to send drives into low-power sleep mode when not in active use, again improving power efficiency, reliability and thermal management



KEY FEATURES AND BENEFITS

Improved SDVR Performance

- Video or data read/write profiles
- Performance hard drive infrastructure
- Up to 750GB capacity

Power Optimization

- Enables use of low-cost power supplies
- Power-on control of multiple drives

High Reliability

- Designed for 24x7 operation and high write duty cycles

Security Technology Focus

- A hard drive poised to grow unique features with an emerging industry

Seagate 5-Year Warranty

- Backed by the industry's best warranty

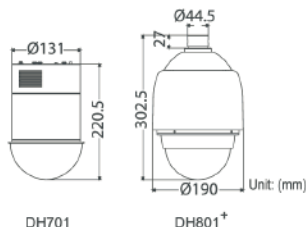
Design and features are subject to change without notice.

DynaHawk™ Family - Speed Dome Camera

Integrated High Speed Dome Camera

DynaHawk™ 701/801+ Series

DH701 Indoor High Speed Dome Camera
DH801+ Outdoor High Speed Dome Camera



Performance

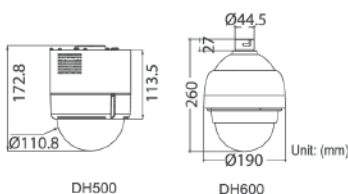


Price

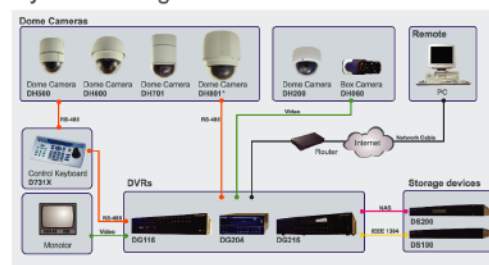
Vandal Proof Mini Speed Dome Camera

DynaHawk™ 500/600 Series

DH500 Indoor Mini Speed Dome Camera
DH600 Outdoor Mini Speed Dome Camera



System Configuration



Vandal Dome

DynaHawk™ 210 Series

DH210: Up to 520 TV Line

IP66
Vandal Proof
3 Axis

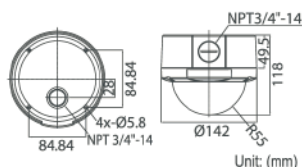


Features

- Sony 1/3" ExView CCD
- Day/Night (ICR)
- CCD Blemish Compensation
- Mirror Function
- Flickerless Control
- BLC/ATW/AGC/AI/AES
- Built-in Heater & Fan
- Weather Proof (IP66)
- Vandal Proof
- Open IP Platform

Options

- CCD: 1/3" Sony SuperHAD
- Power: DC12V, DC12V/AC24V, AC100V-240V



Box Camera

DynaHawk™ 060 Series

DH060: Up to 520 TV Line



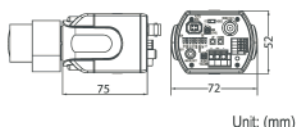
Lens not included

Features

- Sony 1/3" ExView CCD
- Day/Night (ICR)
- Auto Exposure / Auto Iris
- Auto Gain Control (AGC)
- Backlight Compensation
- Flickerless Control
- Auto Tracking White Balance (ATW)

Options

- CCD: 1/3" Sony SuperHAD
- Audio: High Sensitivity Microphone
- Power: DC12V, DC12V/AC24V, AC100V-240V/UTP



Megapixel IP Camera

DynaHawk™ nDH210

1.3 Megapixel Vandal Proof
Varifocal 3.7-12mm Lens



Features

- 1/3" SONY CCD / CMOS Sensors
- 1280 (H) x 720 (V) Pixel
- Resolution > 700 TV Lines
- D&N Function (Removable IR Cut Filter)
- Min. illumination : 0.2 Lux @ F1.2 (CCD)
0.6 Lux @ F1.2 (CMOS)
- Dual Streaming :
MJPEG - Up to 1280 x 960 @ 15fps
MPEG4 - Up to 640 x 480 @ 30fps
- Support POE (802.3af)
- Wide Dynamic Range (WDR)
- Motion Detection
- Digital Slow Shutter
- Two Way Audio Support
- Free Bundle CMS Software

DynaHawk™ nDH060

1.3 Megapixel Regular Camera



Lens not included

NEW

Speed Dome Camera

NEW

Pan / Tilt / Zoom

AVP321P

27-37-0022

3x Auto Focus, Iris Vandal Proof Speed Dome, 16 Preset Points, 32 Sequence Program, 360° panning, 90° Tilting, OSD Menu, 8 digit Characters Gen.

- Resolution : 480
- CCD Brand : SONY
- CCD Size : 1/4"
- View Angle (H) : 4° ~ 80°
- Lens Size : f3.9 ~ 85.9mm/F1.6 ~ 3.71
- Illumination : 1 Lux / F1.6
- Power : DC12V



22X Zoom

Auto Tracking

Speed Dome Controller

Touch Panel

AVP101

27-27-1010

- Device Control : PTZ camera, DVR...etc
- Remote Control : RS-485
- Protocol : AVTECH, PELCO-D
- LCD Display : 128 x 64
- Ethernet Port : 10/100 Base-T
- External I/O Port : 9 Pin D-Sub
- Power : DC12V



NEW

IR Dome Camera

Day & Night



27-31-1333

Day & Night



27-31-1332



27-31-0544

Dome Camera

Vandal Proof



27-31-0543



27-31-0542

Model	KPC133CP	KPC133BP	AVC544	AVC543ZP	AVC542ZP
Resolution	520	420	480	480	480
CCD Brand	AVTECH	AVTECH	AVTECH	AVTECH	AVTECH
CCD Size	1/3"	1/3"	1/3"	1/3"	1/3"
View Angle (H)	72°	72°	68.5° ~ 29.6°	72°	72°
Lens Size	f3.6mm / F2.0	f3.6mm / F2.0	f4.0mm ~ f9.0mm	f3.6mm / F2.0	f3.6mm / F2.0
Illumination	0.6 Lux / F2.0	0.4 Lux / F2.0	0.4 Lux / F1.4	0.6 Lux / F2.0	0.6 Lux / F2.0
IR LED / Range	21 units / 15 M	21 units / 15 M	-	-	-
Power	DC12V	DC12V	DC12V	DC12V	DC12V

Dome Camera



27-31-0508



27-31-1563



27-31-2562



27-31-1323



27-31-0132



27-31-0252

Model	AVC508A	AVC563RP	AVC562Z-SP	KPC132CP	KPC132ZP	KPC252P
Resolution	480	350	350	520	420	420
CCD Brand	SONY	SONY	SONY	AVTECH	AVTECH	AVTECH
CCD Size	1/3"	1/3"	1/3"	1/3"	1/3"	1/3"
View Angle (H)	72°	72°	72°	72°	72°	72°
Lens Size	f3.6mm / F2.0	f3.6mm / F2.0	f3.6mm / F2.0	f3.6mm / F2.0	f3.6mm / F2.0	f3.6mm / F2.0
Illumination	1 Lux / F2.0	0.5 Lux / F2.0	0.5 Lux / F2.0	0.6 Lux / F2.0	0.4 Lux / F2.0	0.5 Lux / F2.0
Audio	Built-in	Built-in	-	-	-	-
Power	DC12V	DC12V	DC12V	DC12V	DC12V	DC12V

IR Camera

True Color
IR Shift Filter
Day & Night



27-40-0157



27-40-7667



27-40-0547



27-40-1363

Cable is hidden

IP66



27-40-0257

Model	AVM157ZAP/F60	AVC667ZRP/F36	AVC547/F36	KPC136CP	KPC136BP	KPC257P
Resolution	350	350	480	520	420	350
CCD Brand	Sony	Sony	AVTECH	AVTECH	AVTECH	SONY
CCD Size	1/3"	1/3"	1/3"	1/3"	1/3"	1/3"
View Angle (H)	56°	72°	72°	92°	92°	92°
Lens Size	f6.0mm / F1.4	f3.6mm / F2.0	f3.6mm / F2.0	f3.6mm / F2.0	f3.6mm / F2.0	f3.6mm / F2.0
Illumination	0.25 Lux / F1.4	0.5 Lux / F2.0	0.6 Lux / F2.0	0.6 Lux / F2.0	0.4 Lux / F2.0	0.5 Lux / F2.0
IR LED / Range	24 units / 50M	12 units / 10M	24 units / 15M	21 units / 15M	21 units / 15M	24 units / 15M
Power	DC12V (AC230V is optional)	DC12V	DC12V	DC12V	DC12V	DC12V

(All camera power supplies are not included)

Design and features are subject to change without notice.

Regular Camera



27-33-0548



27-33-0251

Model	AVC548ZP	AVC549ZP (AC230V)	KPC251P	KPC255P (AC230V)
Resolution	520	520	420	420
CCD Brand	AVTECH	AVTECH	AVTECH	AVTECH
CCD Size	1/3"	1/3"	1/3"	1/3"
Lens Size	-	-	-	-
Illumination	0.6 Lux / F2.0	0.6 Lux / F2.0	0.5 Lux / F2.0	0.5 Lux / F2.0
Audio	Built-in	Built-in	Built-in	Built-in
Power	DC12V	AC230V	DC12V	AC230V

Regular Camera

Day & Night



27-33-0567

Low Light



27-33-0568

Low Light



27-33-1569

Low Light



27-33-0569

Model	AVC567RP	AVC568P	AVC569P (AC24V)	AVC569P (AC230V)
Resolution	350	520	520	520
CCD Brand	SONY	SONY HQ1	SONY HQ1	SONY HQ1
CCD Size	1/3"	1/3"	1/3"	1/3"
Lens Size	-	-	-	-
Illumination	0.5 Lux/F2.0, 0 Lux (IR on)	0.25 Lux / F1.2	0.25 Lux / F1.2	0.25 Lux / F1.2
Audio	Built-in	Built-in	Built-in	Built-in
Power	DC12V	DC12V	AC24V	AC100 / 230V

Hidden Camera



27-36-0566



27-36-0826



27-36-0853

Model	AVC566P	AVC826ZA	AVC853P
Resolution	350	350	420
CCD Brand	SONY	SONY	AVTECH
CCD Size	1/3"	1/3"	1/3"
View Angle (H)	72°	72°	69°
Lens Size	p3.7mm / F2.0	p3.7mm / F2.0	f4.6mm / F2.0
Illumination	0.5 Lux / F2.0	0.5 Lux / F2.0	0.5 Lux / F2.0
Audio	Built-in	Built-in	Built-in
Power	DC12V	DC12V	DC12V

(All camera power supplies are not included)

IP Camera



89-12-1201



89-12-1202

Model	AVI201Z/F36 MOS Web Camera (MPEG4)	AVI201Z/F36 MOS Web Camera (MPEG4/V. out)
Frame Rate	NTSC:30; PAL:25	NTSC:30; PAL:25
Image Sensor	1/3.6" MOS Image Sensor	1/3.6" MOS Image Sensor
Video Compression	MPEG4 / MJPEG	MPEG4 / MJPEG
View Angle (H)	55°	55°
Lens Size	f3.6mm / F2.0	f3.6mm / F2.0
Illumination	1 Lux / F2.0	"1 Lux / F2.0; 0 Lux (IR on) in 10 meters"
"Web management software"	"Yes (Control up to 16 network cameras simultaneously)"	"Yes (Control up to 16 network cameras simultaneously)"
Audio	-	"Built-in Microphone; External Microphone Input"
Power	DC12V	DC12V

FORTECH[®] Vision Series



VA100WD

Military Grade Outdoor WDR Camera (IP66)

(27-40-0100)

- 1/3" Sony Double Scan CCD, 540TVL, Day & Night (ICR filter change), No Focus Shift
- 7.5~50mm Varifocal lens, ESC / DC IRIS by OSD Function, Motion detection
- Min. Illumination : 0.0001 Lux at F1.3 (DSS on) / 0.2 Lux at F1.3 (DSS off)
- 6 unit LED / Coverage 50 Meters
- Power Source : DC12-30V (Silver Grey Color)



VL60

Night View IR Illuminator

(27-26-1060)

- IP67 Weather Proof
- Dual Power Source : AC/DC24V
350mA (Connecting Cable is separated)
- MTBF : 20,000 hours



VN80SS-VFA

Night Vision True Color IR Camera (External Focus/Zoom Adjustment)

(27-40-8092)

- IP67 / with 20pc. IR LED & Surge Protect
- 1/3" Super Sensitive CCD, 560TVL, Day & Night (ICR filter change), No Focus Shift
- 9-22mm Varifocal A.I. Lens, IR LED Distance 50Meters
- Min. Illumination : 0.01 Lux at F1.6 (IR off)
- Power Source : DC12V, AC24V Non-polarity / 550mA (Connecting Cable is separated)
- Dark Grey Color



VN60CSHR-VFA49

True Color IR Camera (External Focus/Zoom Adjustment)

(27-40-6049)

- IP67 / with 20pc. IR LED & Surge Protection Build-in
- 1/3" Sony Super HAD II CCD, 560TVL, Day & Night (ICR filter change), No Focus Shift
- 4-9mm Varifocal Lens, IR LED Distance 20 Meters
- Min. Illumination : 0.1 Lux at F1.6 (IR off)
- Power Source : DC12V / 340mA (Connecting Cable is separated)

FORTECH[®] Vision Series



VDA110CSHRX-VFA12

(27-31-0110)

True Day & Night Varifocal A.I. Dome Camera (IP66)

- With Changeable Surge Protector
- 1/3" Sony Ex-view HAD CCD, 570TVL, Day & Night (ICR filter change)
- 3.3~12mm Varifocal Extra-Low Dispersion Glass Vary-focal A.I. Lens,
- Min. Illumination : 0.1 Lux / F2.0
- Wide range of Automatic White Balance (1,800° K~ 10,500° K)
- Power Source : DC9-20V / 90mA (White Color)



VDA90CSHR-B36IR

(27-31-9036)

Day & Night Armor Dome Camera (IP66)

- 21pc. IR LED & Surge Protect
- 1/3" Sony Super HAD CCD, 560TVL, Day & Night (ICR filter change)
- 3.6mm A.I. Lens, IR LED Distance 35Meters
- Min. Illumination : 0.2 Lux at F2.0
- Power Source : DC12V / 360mA (White Color)



VD70CSHR-36IR

(27-40-7036)

Day & Night 3-Axis Armor Dome Camera (IP66)

- 14pc. IR LED & Surge Protect
- 1/3" Sony Super HAD CCD, 540TVL
- 3.6mm Lens, IR LED Distance 15 Meters
- Min. Illumination : 0.3Lux / F2.0
- Power Source : DC12V / 260mA (Silver Color)



VD70CSHR-F29B

(27-31-7329)

Vandal Proof 3-Axis UFO Camera (Black / White)

- 1/3" Sony Super HAD CCD, 500TVL
- 2.9mm Lens
- Min. Illumination : 0.2Lux / F2.0
- Power Source : DC12V / 90mA (Black Color)



VD70CSHR-S29B

(27-31-7429)

Vandal Proof 3-Axis Dome Camera (Black / White)

- 1/3" Sony Super HAD CCD, 500TVL
- 2.9mm Lens,
- Min. Illumination : 0.2Lux / F2.0
- Power Source : DC12V / 90mA (Black Color)



VB37CSHRX-WVF

(27-40-0037)

Weather Proof Bullet Camera

- IP66 (External Focus/Zoom Adjustment)
- 1/3" Sony EX-View HAD CCD, 500TVL, Day & Night
- 4-9mm Varifocal Lens / F1.6-2.4
- Min. Illumination : 0.1 Lux at F2.0
- Power Source : DC12V 130mA
- MTBF : 80,000 hours



VC57WD-24

(27-34-5724)

Super Wide Dynamic Box Camera (Lens is optional)

- 1/3" Sony Double Scan CCD, 560TVL, Day & Night (ICR filter change)
- Easy-to-user OSD functions (possible to control locally or remotely by RS485)
- Min. Illumination : 0.0001 Lux at F1.2 (DSS on) / 0.2 Lux at F1.2 (DSS off)
- Dual Power Source : DC11~40V 260mA & AC15~30V 130mA
- Digital Slow Shutter : Off / 2 x ~ 160 x (DSS)



VC34HQX-12

(27-33-0034)

Day & Night Mini Box Camera (Lens is optional)

- 1/3" Sony EX-View HAD CCD, 600TVL, Day & Night
- Min. Illumination : 0.01 Lux at F1.2
- White Balance : ATW / Push Lock Selectable (2,000° K~ 9,000° K)
- Power Source : DC12V 130mA (Reverse polarity power input protection)



VL100-24


(27-26-1100)

Night View IR Illuminator

- IP67 Weather Proof
- Power Source : AC20~28V 480mA (Connecting Cable is separate)
- MTBF : 20,000 hours



- 備影像輸出，方便調較影像
- 5-Way Joystick



- 外置焦距調較

PTI6400G/3.7-2

27-40-6400



PTI5181G/3.6


27-40-5181



Resolution	: 540TVL	560TVL
CCD Brand	: SONY Super HAD CCD	SONY Super HAD CCD
CCD Size	: 1/3"	1/3"
View Angle (H)	: 72°-23°	72°
Lens Size	: f3.7-12mm / F1.0 (ED)	f3.6mm / F2.0
Illumination	: 0.001 Lux/F1.2 ; 0 Lux (IR On)	0.1 Lux/F1.2 ; 0 Lux (IR On)
IR LED / Range	: 36 units / 40M	18 units / 15M
Power	: AC230V or DC12V/AC24V	DC12V


PDI530G/2.8-12

27-31-0530



PD5163W/3.7-12

27-31-5163



PD5162W/3.7-12

27-31-5162



PD5102W/3.7-12

27-31-5102



獨有DNR
數碼噪音抑制功能

Resolution	: 560TVL	560TVL
CCD Brand	: SONY Super HAD CCD	SONY Super HAD CCD
CCD Size	: 1/3"	1/3"
View Angle (H)	: 64°-30°	64°-30°
Lens Size	: f4-9mm / F1.4	f4-9mm / F1.4
Illumination	: 0.1 Lux/F1.2 ; 0 Lux (IR On)	0.003 Lux(Sense-up) / 0.3 Lux(F1.3)
IR LED / Range	: 30 units / 25M	-
Power	: DC12V	DC12V

PD5052S/3.6

27-31-5052


27-31-5052
Silver Color / 3.6mmLens
27-31-5152
Silver Color / 2.9mmLens
27-31-5252
White Color / 3.6mmLens
27-31-5352
White Color / 2.9mmLens



PD5051W/3.6

27-31-5051

27-31-5051
White Color / 3.6mmLens
27-31-5151
White Color / 2.9mmLens
27-31-5251
Silver Color / 3.6mmLens
27-31-5351
Silver Color / 2.9mmLens



PD508B/3.6

27-31-1508



Resolution	: 560TVL	560TVL
CCD Brand	: SONY Super HAD CCD	SONY Super HAD CCD
CCD Size	: 1/3"	1/3"
View Angle (H)	: 72°	72°
Lens Size	: f3.6mm / F1.2	f3.6mm / F1.2
Illumination	: 0.1 Lux / F1.2	0.1 Lux / F1.2
Power	: DC12V	DC12V

FORTECH[®] DG Series

Waterproof Camera Series with Patented Airtight Technique (Foggy / Blurry Free)
Approved by FCC, SGS, CE, RoHS & ETC

520TVL

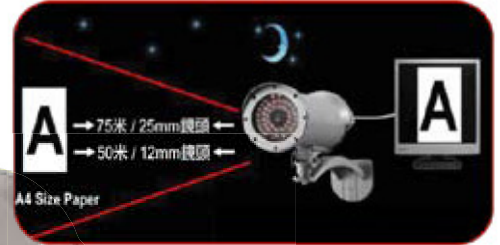
IP 68



Water-Proof Color IR Camera with OSD (Remote is optional)

27-40-0739 / 27-40-1739 Remote: 27-39-0001

Model	: DGS 739-24IR36
Resolution	: 520TVL
CCD Brand	: SONY Super HAD
CCD Size	: 1/3"
Lens Size	: 3.6mm
View Angle (H)	: 56°
Illumination	: 0.1 Lux / F1.2; 0 Lux (IR On)
IR LED / Range	: 24 units / 30M
Power	: DC12V



520TVL

IP 68



Water-Proof Color IR Camera with OSD (Remote is optional)

27-40-8739 (12mm Lens)


27-40-7738 (25mm Lens)

Model	: DGS 8739-48IR12
Resolution	: 520TVL
CCD Brand	: SONY Super HAD
CCD Size	: 1/3"
Lens Size	: 12mm / 25mm
View Angle (H)	: 22° / 11°
Illumination	: 0.1 Lux / F1.2; 0 Lux (IR On)
IR LED / Range	: 48 units / 75M (25mm) 48 units / 50M (12mm)
Power	: AC100-240V

Sprinkler Camera

27-36-0739

Model	: DGS FS739P37
Resolution	: 420TVL
CCD Brand	: SONY
CCD Size	: 1/3"
Lens Size	: 3.7mm
View Angle (H)	: 56°
Illumination	: 0.1 Lux
IR LED / Range	: -
Power	: DC12V



Pinhole Here!


Auto Detector Light Camera

27-36-5739

Model	: DGS 739SLC 28-500W
Resolution	: 420TVL
CCD Brand	: SONY
CCD Size	: 1/3"
Lens Size	: 2.8mm
View Angle (H)	: 92°
Illumination	: 0.5 Lux
Power	: AC220V



IP 55



Velcro Watchband Designed for On-site Testing

27-90-0002

Model	: DGS-WM02
LCD Size	: 2"
Resolution	: 557 x 334 pixels
INPUT	: Composite Video
Video System	: NTSC/PAL Auto Recognition
Power	: AAA Battery x 4

TVS

SMEs CCTV SOLUTION

DA-STP

27-31-0115



DA-STP-1

27-31-1115



DC-STP

27-31-0073



Resolution	: 350
CCD Brand	: SONY
CCD Size	: 1/3"
View Angle (H)	: 72°
Lens Size	: 3.6mm / F2.0
Illumination	: 0.4Lux / F2.0
IR LED / Range	-
Power	: DC12V

Resolution	: 350
CCD Brand	: SONY
CCD Size	: 1/3"
View Angle (H)	: 72°
Lens Size	: 3.6mm / F2.0
Illumination	: 0Lux (IR on)
IR LED / Range	: 12 units / 10M
Power	: DC12V

Resolution	: 350
CCD Brand	: SONY
CCD Size	: 1/3"
View Angle (H)	: 72°
Lens Size	: 3.6mm / F2.0
Illumination	: 0.4Lux / F2.0
IR LED / Range	-
Power	: DC12V

EVS-300

27-37-0300

Resolution	: 500
CCD Brand	: SONY
CCD Size	: 1/4"
View Angle (H)	: 72°
Lens Size	: f3.8~38mm/F1.8
Illumination	: 0.4Lux / F2.0
Power	: DC15V



5.6" LCD Test Monitor

27-90-0561

- Test pattern generator (color bars/ cross hatch/ RGB/Dot)
- Resolution 320x234 pixels
- NTSC/PAL auto recognition
- Two video BNC input and one audio jack input
- Multi-language support OSD
- Carrying strap and travel case
- Rechargeable Li-ion battery (1 hour operation) with AC adaptor
- Anti-scratch & anti-reflectiveness visor
- Ideal for CCTV installation, on-site demonstration and testing
- Last memory for settings when powered off



ETK-1

27-27-0525

Device Control	: PTZ camera, DVR...etc
Remote Control	: RS-485
Protocol	: PELCO-D/P
No. of controlled Speed Dome	: up to 32
Distance of Communication	: 1200M in maximum
Size	: 95mm(H)205mm(L)205mm(W)
Power	: DC12V



LR-804H03

89-90-8043 (H.264) / 89-90-0084 (MJPEG)

4CH H.264 / 8" TFT Media DVR

- Compact size for retails and home security
- 8" High Contrast LCD Display (800x600pixel)
- 4CH Video Input
- 4CH Sensor Input ;1CH Alarm Output
- Picture in Picture
- Video record resolution: NTSC 352x240pixel, PAL 352x288 pixel
- User friendly as operated PTZ by mouse directly
- For mass-storage device or DVR FW upgrade
- SPOT monitor and video Loop function
- CD-RW backup or USB external backup (optional)

CHIPER® 台灣軍警伙伴



CPT-HQ58/OSD
(ICR optional)

27-33-3058 / 27-33-1058



CPT-HQ58/OSD
(ICR optional)

27-33-2058 / 27-33-4058



CPT-HQ58P/M

27-33-0058

Resolution	: 580TVL	580TVL	580TVL
CCD Brand	: SONY Super HAD	SONY Super HAD	SONY Super HAD
CCD Size	: 1/3"	1/3"	1/3"
View Angle (H)	: -	-	-
Illumination	: 0.01 Lux/F1.2; 0.001 Lux (Senseup)	0.01 Lux/F1.2; 0.001 Lux (Senseup)	0.001 Lux/F1.2; 0 Lux (IR On)
Power	: DC12V	AC220V	DC12V



CPT-8050P/M

27-33-8050



CPT-8050P/AC

27-33-8150



CPT-CDH70

27-33-0070

Resolution	: 520TVL	520TVL	550TVL
CCD Brand	: SONY Super HAD	SONY Super HAD	SONY EX-View
CCD Size	: 1/3"	1/3"	1/2"
View Angle (H)	: -	-	-
Illumination	: 0.001 Lux/F1.2; 0 Lux (IR On)	0.001 Lux/F1.2; 0 Lux (IR On)	0.001 Lux/F1.2; 0 Lux (IR On)
Power	: DC12V	AC220V	-



IR-DC1510

27-31-1510



IR-HC1515

27-40-1515



CPT-CD67

27-31-0067

Resolution	: 420TVL	420TVL	420TVL
CCD Brand	: OV	OV	SONY Super HAD
CCD Size	: 1/3"	1/3"	1/3"
View Angle (H)	: 56°	43°	56°
Lens Size	: f3.6mm / F2.0	f6mm / F2.0	f3.6mm / F2.0
Illumination	: 0.01 Lux/F1.2; 0 Lux (IR On)	0.01 Lux/F1.2; 0 Lux (IR On)	0.02 Lux/F1.2
IR LED / Range	: 12 units / 20M	21 units / 25M	-
Power	: DC12V	DC12V	DC12V



SID-45CP

Product Code: 27-31-0045
Resolution: 530TVL
CCD Size: 1/3"
Illumination: 0.3Lux/ F1.2
Lens Size: 3.7mm
Power: DC12V



SID-50P

Product Code: 27-31-0050
Resolution: 540TVL
CCD Size: 1/3"
Illumination: 0.3Lux/ F1.2
Lens Size: 3mm
Power: DC12V



SCC-B5303GP

Product Code: 27-31-5313
Resolution: 480TVL
CCD Size: 1/3"
Illumination: 0.5Lux/ F2
Lens Size: 2.9mm
Power: DC12V/AC24V



SCC-B5303P

Product Code: 27-31-5303
Resolution: 480TVL
CCD Size: 1/3"
Illumination: 0.5Lux/ F2
Lens Size: 2.9mm
Power: DC12V/AC24V



SCC-4201P

Product Code: 27-40-4201
Resolution: 480TVL
CCD Size: 1/4"
Illumination: 0.3Lux (2x-128x Zoom)
Lens Size: 2.9mm
Power: DC12V



SHR-5160P

16 Channel Duplex RealTime DVR
(89-32-5160)

- MPEG4 Compression
- 8 x Audio
- 480 ips display
- 2 Composite monitor outputs
- 120 ips recording CIF & 100 ips Halh DI & 50 ips D1
- 250 GB Hard disk
- CD-RW Drive
- USB Memory
- Ordering no.61SHR-5160P



SHR-5040P

4 Channel Duplex RealTime DVR
(89-32-5040)

- MPEG4 Compression
- 8 x Audio
- 400 ips display
- 2 Composite monitor outputs
- 200 ips recording CIF & 100 ips Half D1 & 50 ips D1
- LAN/ADSL
- 2 x USB 2.0 & IEEE 1394 Backup
- 160GB internal HD (expand up to 1TB)
- Ordering no.61SHR-5040P

Board Camera Lens



MODEL NO.	DW178520	VS1820B	VS2120B	DW2162	VS02520B-A	DW9801
PRODUCT CODE	27-38-0017	27-38-1820	27-38-2120	27-38-0021	27-38-2520	27-38-1025
FOCAL LENGTH (mm)	1.78	1.8	2.1	2.1	2.5	2.5
FORMAT	1/4"	1/3"	1/3"	1/3"	1/3"	1/3"
ANGLE OF DIAGONAL VIEW1/3"	166°	170°	150°	160°	130°	140°
APERTURE (F)	2	2	2	2	2	2
LENS CONSTRUCTION	5-5	/	/	6-6	/	6-6



MODEL NO.	VS2820B-1/3"	DW 9616	DW 3742	DW 9607	DW 9610	DW 9611
PRODUCT CODE	27-38-2820	27-38-1029	27-38-1036	27-38-1060	27-38-1080	27-38-1120
FOCAL LENGTH (mm)	2.8	2.97	3.7	6	8	12
FORMAT	1/3"	1/3"	1/3"	1/3"	1/3"	1/3"
ANGLE OF DIAGONAL VIEW1/3"	115°	130°	90.5°	53°	40°	28°
APERTURE (F)	2	2	2	2	2	2.2
LENS CONSTRUCTION	/	4-4	3-4	4-4	4-4	3-3

Fixed Iris Lens



MODEL NO.	DW 2162CC	DW 9801CC	DW 9617CC	DW 9610CC
PRODUCT CODE	27-24-0021	27-24-0025	27-24-0040	27-24-0080
FOCAL LENGTH (mm)	2.1	2.5	4	8
FORMAT	1/3"	1/3"	1/3"	1/3"
ANGLE OF DIAGONAL VIEW1/3"	160°	140°	80°	40°
APERTURE (F)	2	2	2	2
LENS CONSTRUCTION	5.44	5.5	6.34	8.5

Manual Iris Lens



MODEL NO.	DW1634M	VS0309	DW28120M	DW55825M	DW50500M
PRODUCT CODE	27-07-1634	27-07-0309	27-07-2812	27-07-5585	27-07-5050
FOCAL LENGTH (mm)	1.6 ~ 3.4	3.0-9.0	2.8 ~ 12	5.5~82.5	5~50
FORMAT	1/3"	1/3"	1/3"	1/3"	1/3"
ANGLE OF DIAGONAL VIEW1/3"	183.9°~ 98°	120°~ 40°	134°~ 32.0°	63.4°~ 3.9°	60°~7.4°
APERTURE (F)	1.4 ~ close	1.0	1.4 ~ close	1.6 ~ close	1.4 ~ close
LENS CONSTRUCTION	6.95~11.87	/	9.75~20.46	9.06~11.72	9.8~11.7

Auto Iris Lens



MODEL NO.	VS0284NB-A	VS0309GNB	DW28120D	DW50500D
PRODUCT CODE	27-06-4284	27-25-0309	27-25-2812	27-25-5050
FOCAL LENGTH (mm)	2.8	3.0-9.0	2.8 ~ 12	5 ~ 50
FORMAT	1/3"	1/3"	1/3"	1/3"
ANGLE OF DIAGONAL VIEW1/3"	110°	120°~ 40°	134°~ 32.0°	60°~ 7.4°
APERTURE (F)	1.4	1.0	1.4 ~ 360	1.4~360
LENS CONSTRUCTION	/	/	9.75~20.46	9.8~11.7



Model No.	: SP-201 Video Amp. (1in-1out)	SP-244 Video Amp. (4in-4out)
Product Code	: 27-28-0201	27-28-0244
Video In	: 0.4V – 2V p-p 75W	1 V p-p 75W
Video Out	: 1	4
Power rating	: AC 220V (50Hz), 1.5 W	AC 220V (50/60Hz), 2W
Structure	: Steel, grey/white painting	Steel, white/grey painting
Dimensions	: 196 (L) x 148 (W) x 56 (H) mm, 1.1kg	196 (L) x 148 (W) x 56 (H) mm, 2.2kg
Others	: Amplifier gain up to 12dB ±3dB Bandwidth (10Hz – 4.5MHz)	Amplifier gain 6 dB/ channel Bandwidth (10Hz – 4.5MHz)

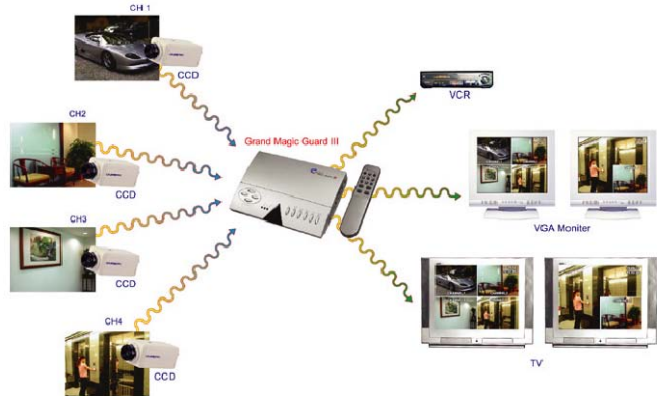


Model No.	: SP-204 Video Splitter (1in-4out)	SP-208 Video Splitter (1in-8out)	SP-2028 Video Splitter (2in-8out)
Product Code	: 27-28-0204	27-28-0208	27-28-2028
Video In	: 1 x 1V p-p 75W	1 x 1V p-p 75W	2 x 1 – 2Vp-p 75W
Video Out	: 4 x 1V p-p 75W	4 x 1V p-p 75W	8 x 1 – 2Vp-p 75 W
Power rating	: AC 220V (50Hz), 1.8 W	AC 220V (50Hz), 2W	AC 220V (50Hz), 2W
Structure	: Steel, creamy white painting	Steel, creamy white painting	Steel, white/grey painting
Dimensions	: 196 (L) x 148 (W) x 56 (H) mm, 1.5kg	252(L) x 186 (W) x 56 (H) mm, 2.2kg	252 (L) x 186 (W) x 56 (H) mm, 2.2kg
Others	: Nil	Nil	Nil



Model No.	: SP-2048 Video Splitter (4in-8out)	SP-20816 Video Splitter (8in-16out)	SP-21632 Video Splitter (8in-16out)
Product Code	: 27-28-2048	27-28-2816	27-28-2163
Video In	: 4 x 1 – 2Vp-p 75W	8 x 1 – 2Vp-p 75W	16 x 1 – 2Vp-p 75W
Video Out	: 8 x 1 – 2Vp-p 75W	16 x 1 – 2Vp-p 75W	32 x 1 – 2Vp-p 75W
Power rating	: AC 220V (50Hz), 2W	AC 220V (50Hz), 3W	AC 220V (50Hz), 20W
Structure	: Steel, white/grey painting	Steel, white/grey painting	Steel, white/grey painting
Dimensions	: 252 (L) x 186 (W) x 56 (H) mm, 2.2kg	376 (L) x 223 (W) x 62 (H) mm, 3.1kg	435 (L) x 280 (W) x 98 (H) mm, 4.5kg
Others	: Nil	Nil	Nil

Grand Magic Guard III (Color Quad Processor)



Product Code: 27-14-1003

Features:

- Pure Hardware design, just Plug & Display, No software driver required, compatible with all OS.
- Switchable NTSC/ PAL video system.
- Support 2 Composite VIDEO out to TV or recording by VCR; VGA out to Monitor (15.75KHz to 31.5KHz for NTSC, 15.625KHz to 31.25KHz for PAL).
- Support PIP (Picture In Picture) function: PIP window is movable and changeable.
- Apply with remote controller support: PIP, QUAD, MENU/ ENTER, ZOOM, Channel select, and setup function more user-friendly.

Sunspo



Model No.	SP-460A	SP-480A	SP-416A
Product Code	27-14-4140	27-14-0480	27-14-0416
Type	1 Quad. Display	2 Quad. Display	4 Quad. Display
Resolution	PAL: 760x580; NTSC: 760x480	PAL: 760x580; NTSC: 760x480	PAL: 760x580; NTSC 760x480
Video In/ Output	1 V p-p 75Ω / BNC	1 V p-p 75Ω / BNC	1 V p-p 75Ω / BNC
Frequency	PAL: 50Hz; NTSC: 60Hz	PAL: 50Hz; NTSC: 60Hz	PAL: 50Hz; NTSC: 60Hz
Alarm system	Nil	Programmable	Programmable
Power	AC 9 – 12V (~6W)	AC 180 – 240V (< 10W)	AC 180-240V (<10W)
Dimensions	250 x 90 x 53 mm, 1.4 kg	420 x 284 x 53 mm, 3.5 kg	430x285x45mm, 3.5kg

Control Keyboard

D7313-H (Powerful) (27-27-7313)
D7313-S (Basic) (27-27-7321)



Features

- Remote Control via RS-485 Interface
- 3-axis Joystick Control of PTZ
- Control up to 255 Devices
- Firmware Upgrade via RS-232 Port
- Supports Pelco D, Pelco P, and DSCP Protocols
- Password Protection and Keylock Function

Signal Distribution Unit

D77S1-016 16 Ports (27-39-0016)
D77S1-008 8 Ports (27-39-0008)
D77S1-004 4 Ports (27-39-0004)



Features

- Support up to 16 RS-485 Outputs
- Support up to 160 Cameras
- Data Transmission Distance: 1.0 km
- "Star" or "Daisy Chain" Configuration
- Multiple Input Ports: RJ11, RS485, RS232
- Modular Upgradable

Repeater / Converter

D77R1/D77R2/D77R3
(27-39-0485)



Features

- **D77R1:** a RS485/422 Repeater used to Increase Transmission Distance
- **D77R2:** a RS-232 to RS-485/RS-422 Converter
- **D77R3:** a Bi-phase to RS-485/RS-422 Converter

Coaxial Telemetry

D70CB1 (27-39-0701)



NEW

Features

- RS-485 Remote Operation Support
- Pelco Coaxitron Support
- 4 Alarm Inputs
- Signal Transmission Distance 900m
- Support up to 255 Device IDs
- Adjustable Baud Rate and Parity
- DC12V/AC24V Dual Power Support

DG216 Upgrade Kits

Turbo Module (89-09-0216)

Real Time Recording



Features

- Recording Rate: 480pps
- Dual-Main Output
- Modularized Design
- Plug & Play
- Quick & Easy Installation

Compatible DVRs

- DynaGuard™ 216S

POS Module

Text Overlay



Features

- Local Text Overlay in Live/PB
- Remote Text Overlay in Live/PB
- Local Text Search
- Remote Text Search
- Exception Handling
- Export w/ Text Data

VGA Module (89-09-1280)

VGA Output




Features

- Modularized Design
- Quick & Easy Installation
- Multiple Resolution Selection:
 - 640x480
 - 800x600
 - 1024x768

Audio Hub (89-09-0016)

16CH Audio Solution



Features

- 16CH Audio-in Recording
- Real Time Audio Recording
- Remote Audio Surveillance
- RS232 Interface

Compatible DVRs

- DynaGuard™ 216T

Accessories

Compact Remote Ctrl KB



(89-09-0001)

Features

- Compact Design
- Up to 16 Channels DVR Remote Controlling
- Compatible with DynaGuard™ Family
- Centralized Control of up to 16 DVRs from a Single Keyboard

IR Remote Control



(89-09-1000)

Features

- Two AAA Batteries Included
- Molded Plastic, Black only
- Up to 10m Line-of-sight Range to Receiver
- Operation Temperature 0°C~40°C

CMS Software

Manage 1,600 Cameras Max.



(89-09-0064)

Features

- Live Monitoring, up to 64 Channel
- System Configuration
- Instant Recording
- Local Playback
- Remote Archive
- Dome Control
- Snapshot
- Intelligent Device Search

Data Converter for POS



Features

- Master/Slave Switcher
- Multi-to-one Topology
- Data Transmission via BT or RS485
- Power Supply via USB
- 5V DC Jack

Dome & Camera Mounting Accessories

Straight Tube

D77H03-1 (25cm)
(27-21-0025)
D77H03-2 (50cm)
(27-21-0050)



Compatible with:
DH701/DH801/DH500/DH600

Gooseneck Tube


D77H03-GT
(27-21-0003)



Compatible with:
DH701/DH801/DH500/DH600

Mini Pendant

D77H03-MP
(27-21-2003)



Compatible with:
DH701/DH801/DH500/DH600

Wall Mount

D77H05-WBM



Compatible with:
D77H03-GT/D77H03-MP

Corner Mount

D77H05-CWB



Compatible with:
D77H03-GT/D77H03-MP

Pole Mount

D77H05-PWB



Compatible with:
D77H03-GT/D77H03-MP

Hard Ceiling Mount

D77H06-HC
(27-21-2025)



Compatible with: DH701

T-Bar Ceiling Mount

D77H06-TB



Compatible with: DH701

Hard Ceiling Mount

DH500HC2
(27-21-5002)



Compatible with: DH500

T-Bar Ceiling Mount

DH500TB1
(27-21-5001)



Compatible with: DH500

Indoor Mount Kit

D77H05-IMK (27-21-3024)
D77H05-IMK5 (27-21-7750)



Compatible with: DH701/DH500

Box Camera Housing

GL-605
(27-13-1605)



Compatible with: DH060

Viboer Cable Solution

JMB800B

Viboer JMB800B P/T/Z Decoder Board
Product Code: 27-27-0800



JMQ1000S

Viboer JMQ1000S P/T/Z Decoder Box (AC220V)
Product Code: 27-27-0001

主要技術參數:
工作電壓: AC24V \pm 10%
攝影機電源: DC 12V 800mA
觸點電流: 3A/24V
環境溫度: -30°C - +70 °C
鏡頭電壓: DC11V, 400mA
鏡頭控制: 光圈, 聚焦, 變倍
雲台電壓: AC24V
雲台控制: 上, 下, 左, 右, 自動
輔助開關: 1
通訊接口: RS485
接收雙進制編碼選擇功能: 有



YBL-1000V

Viboer YBL1000V 防雷器 (視頻)
Product Code: 27-61-1002

YBL-1000DV

Viboer YBL1000DV 防雷器 (電源, 視頻)
Product Code: 27-61-1001

YBL-1000DVC

Viboer YBL1000DVC 防雷器 (電源, 視頻, 控制)
Product Code: 27-61-1000




YBL-1000 Series

型號	YBL-1000V	YBL-1000DV	YBL-1000DVC
產品編號	27-61-1002	27-61-1001	27-61-1000
額定電壓 U_c	5V	DC12V (AC24V)/ 5V	DC12V (AC24V)/ 5V
標稱放電電流 (8/20us) I	1kA (線/屏蔽) 1kA (屏蔽/地)	600A (線/線) 600A (線/地) 1kA (屏蔽/地)	600A (線/線) 600A (線/地) 1kA (屏蔽/地)
最大放電電流 (8/20us) I_{max}	1.2kA (線/屏蔽) 1.2kA (屏蔽/地) 600A (線/線) 600A (線/地)		
I 時電壓保護級別 U_p	$\leq 15V$ (線/屏蔽)		$\leq 15V$ (線/線) $\leq 15V$ (線/地)
1kV/US 時電壓保護級別 U_p	$\leq 13V$ (線/屏蔽) $\leq 15V$ (線/屏蔽) $\leq 450V$ (線/地)		$\leq 13V$ (線/線) $\leq 13V$ (線/地) $\leq 450V$ (屏蔽/地)
響應時間 T_a	1ns		$\leq 1ns$ (線/線/屏蔽) $\leq 100ns$ (屏蔽/地)
帶寬	100MHz		
連接輸入 (插座)	BNC	N	Twinax BNC
輸出 (插座)	BNC	N	Twinax BNC
接地	間接通過1mm ² 外露引線導線接地		
外形規格 直徑 長度	25x25x80	66x27x90	84x28x100



Model No. Product Code	CPT-200 27-28-0200	CPT-236 27-28-0236	CPT-236 / 16 / 48 27-28-2236
Function selection	Nil	1 in, 6 out / 3 in, each 3 out	16 in, each 3 out, total 48 out
Video Input	0.4 - 2V p-p 75W / isolated BNC socket	0.4 - 2V p-p 75W / isolated BNC socket	0.4 - 2V p-p 75W / isolated BNC socket
Video Output	0.7 - 5.4V p-p 75W / BNC socket	0.7 - 3V p-p 75W / BNC socket	0.7 - 3V p-p 75W / BNC socket
Video Frequency	10Hz - 20MHz	10Hz - 20MHz	10Hz - 20MHz
Gain Control	DP looping amplifier Max. 13dB	DP looping compensation amplifier circuit for each input channel	DP looping compensation amplifier circuit for each input channel
S/N Ratio	48 dB typical	65 dB Typical	65 dB Typical
Ambient Temperature	-18 °C - +55 °C	-18 °C - +55 °C	-18 °C - +55 °C
Power consumption	AC 110V/220V, 50/60 Hz, 4W	AC 110V/220V, 50/60 Hz, 4W	AC 110V/220V, 50/60 Hz, 4W
Body Structure	Aluminum front panel, heavy duty steel casing with black baked enamel finishing	Aluminum alloy front panel, black baked enamel finishing	Aluminum alloy front panel, black baked enamel finishing
Dimensions	210(W) x 44(H) x 240(L) mm, 1 kg	210(W) x 44(H) x 240(L) mm, 1.2 kg	485(W) x 179(H) x 370(L) mm, 8.5 kg

CCTV - P/T Head



Model No. Product Code	CPT-AP111 27-01-0111 (220V) 27-01-1111 (24V)	CPT-AP112 27-01-0112 (220V) 27-01-1112 (24V)	CPT-PT20 27-01-0020 (220V) 27-01-1020 (24V)
Loading Capacity	Pan: 7kg; Tilt: 4kg	Pan: 50kg; Tilt: 22.5kg	18kg
Rotation Angle	Pan: 0° - 350°; Tilt: ± 35°	Pan: 0° - 355°; Tilt: ± 95°	Pan: 0° - 365°; Tilt: -90° - +20°
Rotation Speed	Pan: 6° / sec; Tilt: 4° / sec	Pan: 6° / sec; Tilt: 6° / sec	Pan: 6° / sec; Tilt: 6° / sec
Power Supply	AC24V / 220V 50Hz/60Hz, 4W x 2	AC24V / 220V 50Hz/60Hz, 8W x 2	AC24V / 220V 50Hz/60Hz, 8W x 2
Casing structure	Die-Casing Aluminum & ABS+FRP, Color ivory	Die-Casing Aluminum alloy, Color ivory	Aluminum alloy & stainless steel, color ivory
Dimensions	Body: 133(W) x 162(H) x 178(D) mm	Body: 247(W) x 266(H) x 153(D) mm	Body: 181(W) x 230 (H) x 223 (D) mm
Net Weight	2.2kg	10kg	6kg
Approvals	CE	CE / IP-55 / IEC529	CE / IP-66 / IEC529



型號	GL-607B	GL-606S	GL-619B
產品編號	27-13-1607	27-13-2606	27-13-0619
品名	室外用防護罩	室外用防護罩	室外型側掀防護罩
材質/顏色	鋁合金 米白色	鋁合金 米白色	尼龍加玻璃纖維 米白色
外觀尺寸	147(寬)X140(高)X470(長)mm	113(寬)X106(高)X410/370S(長)mm	151(W)X145(H)X390(L)mm
適用攝影機尺寸	105(寬)X100(高)X320(長)mm	76(寬)X72(高)X300/260(長)mm	95(W)X 80 (H)X 250 (L)mm
取得認證	IP66, CE	IP66, CE	-
恆溫控制	H加熱器 B風扇 ON : 15°C ON : 35°C OFF : 25°C OFF : 25°C	H加熱器 B風扇 ON : 15°C ON : 35°C OFF : 25°C OFF : 25°C	-
附加配件	雨刷組	雨刷組	加熱器 風扇
輸入電壓	12VDC / 24VAC / 110VAC / 220VAC	12VDC / 24VAC / 110VAC / 220VAC	12VDC / 24VAC / 110VAC / 220VAC





型號	GL-605B, GL-605IR+B	GL-601L, GL-601S
產品編號	27-13-1605, 27-13-9605	27-13-1601, 27-13-3601
品名	室外用後掀式防護罩	室外用防護罩
材質/顏色	鋁合金 米白色	鋁合金 米白色 / 銀灰色
外觀尺寸	142(寬)X115(高)X370(長)mm	110(寬)X100(高)X388L/340S(長)mm
適用攝影機尺寸	100(寬)X80(高)X300(長)mm	76(寬)X62(高)X270L/220S(長)mm
恆溫控制	H加熱器 B風扇 ON : 15°C ON : 35°C OFF : 25°C OFF : 25°C	H加熱器 B風扇 ON : 15°C ON : 35°C OFF : 25°C OFF : 25°C
IR耗電流	400mA	-
選用配備	紅外線LED燈	紅外線LED燈
輸入電壓	12VDC / 24VAC / 110VAC / 220VAC	12VDC / 24VAC / 110VAC / 220VAC



型號	GL-615	GL-610
產品編號	27-13-0615	27-13-0610
品名	防暴型半球透明罩	嵌入式防護罩
材質/顏色	142(直徑)X84(高)mm	鐵製, 塑膠 米白色
外觀尺寸	鋁合金底座 耐衝擊外罩 銀色	125(寬)X100(高)X335(長)mm
適用攝影機尺寸	-	100(寬)X70(高)X280(長)mm
選用配備	透明罩, 內罩, 底座, 支架, 塑膠豆干, 螺絲, 螺母, 塑膠柱 (支架可適用於變焦鏡頭, PC板: 28mm~42mm)	-
耐衝擊性	新品: 500m/sec 一般: 150m/sec. (使用5mm的鋼珠來測試)	-

CCTV Camera Bracket



型號：	FT-216A	FT-215	FT-218	FT-205A
產品編號：	27-21-0216	27-21-0215	27-21-0218	27-21-0205 / 27-21-1205
品名：	室外迴轉台支架	L型吸頂防護罩支架 (壁掛式)	路燈支架	防護罩支架
載重量：	50公斤	10公斤	-	10公斤
材質/顏色：	鋁製材質 銀灰色	鐵製材質 米白色	-	鋁製材質 銀灰色 米白色
外觀尺寸：	458(L)X175(W)X145(H)mm	350X180mm	最大 140mm / 最小 90mm	83(寬)x99(長)x255(高)mm
旋轉角度：	360度	360度	-	205A : 360度
傾斜角度：	90度	90度	-	205A : 90度



型號：	FT-205N	FT-208	GL-204L	FT-203L(Black), FT-203L(Beige)
產品編號：	27-21-2205	27-21-0208	27-21-0204	27-21-2032, 27-21-2033
品名：	防護罩支架	防護罩CABLE內藏支架	攝影機支架	攝影機支架加彎管
適用防護罩型號：	-	GL-618, GL-619	-	-
載重量：	10公斤	10公斤	2公斤	1.5公斤
材質/顏色：	鋁製材質 銀灰色/米白色	鋁合金 / 米白色	鐵鍍鉻	鋁/塑膠 黑色/米白色
外觀尺寸：	83(寬)x99(長)x255(高)mm	208(長)x75(寬)X115(高)mm	225(高)x108mm(直徑)	115(高)X46(直徑)mm
彎管尺寸：	-	-	-	60X25mm
旋轉角度：	360度	360°	360度	360度
傾斜角度：	90度	120°	120度	90度



型號：	FT-201	FT-202	FT-220
產品編號：	27-21-0201	27-21-0202	27-21-0220
品名：	攝影機支架	攝影機支架	攝影機支架
載重量：	1.5公斤	1.5公斤	1公斤
材質/顏色：	塑膠材質 / 米白色	塑膠材質 / 米白色	鋁合金, 塑膠 / 米白色, 銀色)
外觀尺寸：	160(高)X90(直徑)mm	160(高)X90(直徑)mm	50(W)x75(H)mm
旋轉角度：	360度	360度	360度
傾斜角度：	120度	90度	90度

CCTV Panning Head



型號：	FT-302	FT-305
產品編號：	27-01-1302(AC220V), 27-01-0302(AC24V)	27-01-3305(AC220V), 27-01-2305(AC24V)
品名：	室內外迴轉台; 網路監控專用迴轉台	室內水平迴轉台
載重量：	7公斤	7公斤
材質/顏色：	塑鋼 米白色	塑膠 米白色
外觀尺寸：	179(L)X115(W)X180(H)mm	117X118mm
旋轉角度：	左右旋轉角度:355度	350度
旋轉速度：	每秒6度 (轉一圈約1分鐘)	-
傾斜角度：	上下傾斜角度:100度	上下傾斜角度: 90度

Model No. : TF-120M25/IR
 Product Code : 27-26-1225
 Range / Angle : 120m / 25°
 Lamp : Halogen lamp
 Power rating : AC 220V, 250W
 Average lifetime : ~4,000 hrs
 IP rating : IP55
 Dimensions : 85(L) x 162(W) x 173(H), 2.8kg



Model No. : TF-40M25/IR
 Product Code : 27-26-4025
 Range / Angle : 40m / 25°
 Lamp : Halogen lamp
 Power rating : AC 220V, 50W
 Average lifetime : ~2,000 hrs
 IP rating : IP33
 Dimensions : 260(L) x 103(W) x 130(H), 1.55kg



Model No. : TF-15M56/IR
 Product Code : 27-26-1556
 Range / Angle : 15m / 56°
 Lamp : LED lamp
 Power rating : AC 220V, 220W
 Average lifetime : ~25,000 hrs
 IP rating : IP33
 Dimensions : 150(L) x 103(W) x 130(H), 1.27kg



Model No. : TF-15M56/IR (AC 24V)
 Product Code : 27-26-2556
 Range / Angle : 15m / 56°
 Lamp : LED lamp
 Power rating : AC 24V, 24W
 Average lifetime : ~25,000 hrs
 IP rating : IP33
 Dimensions : 150(L) x 103(W) x 130(H), 1.27kg

Model No. : **S-8030**
 Product Code : 27-26-8030
 Illuminating range : 12 – 20 m
 Power rating : DC12V, 6W
 Wavelength : 850 nm
 Angle : 60 °
 Structure : Painted steel & reinforced glass
 Dimensions : 80 x 80 x 70 mm, 0.2kg



Model No. : **S-8035**
 Product Code : 27-26-8035
 Illuminating range : 15 – 30 m
 Power rating : AC220V, 15W
 Wavelength : 850 nm
 Angle : 60 °
 Structure : Painted steel & reinforced glass
 Dimensions : 100 x 130 x 140 mm, 0.8kg



Model No. : **S-8100**
 Product Code : 27-26-8100
 Illuminating range : 60 – 80 m
 Power rating : DC12V, 18W
 Wavelength : 850 nm
 Angle : 80 °
 Structure : All-weather aluminum & reinforced glass
 Dimensions : 170 x 150 x 110 mm, 0.75kg



Model No. : **S-8300**
 Product Code : 27-26-8300
 Illuminating range : 120 – 180 m
 Power rating : AC110 – 220V, 35W
 Wavelength : 850 nm
 Angle : 60 °
 Structure : All-weather aluminum, ABS engineering plastic & reinforced glass
 Dimensions : 260 x 150 x 120 mm, 1.8kg



Model No. : **S-8600**
 Product Code : 27-26-8600
 Illuminating range : 150 – 260 m
 Power rating : AC110 – 220V, 32W
 Wavelength : 850 nm
 Angle : 20 °
 Structure : All-weather aluminum, ABS engineering plastic & reinforced glass
 Dimensions : 300 x 150 x 120 mm, 1.8kg



VDS One Coaxial Cable Solution

The VDS transmission system transmits real time video, audio signal and feeds DC power to CCD camera only through one coaxial cable. This feature enables to install and use in all kinds of indoor circumstance.



Local Unit



Remote Unit

VDS2100+VDS2200 Transmission set



VDS2500 series



VDS2700 series

Product Code	Model No	Description
27-60-2100	VDS2100+ VDS2200	Sending 1 Video, 1 Audio Signals
27-60-2500	VDS2500	Sending 2 Video, 2 Alarm Signals and DC Power - for two cameras Transmission distance: 600~ 800 Meters
27-60-2510	VDS2510	Sending 2 Video, 2 Audio Signals and DC Power - for two cameras Transmission distance: 600~ 800 Meters
27-60-2700	VDS2700	Sending Video, Audio and Functional Alarm signal, RS485 data and Camera DC Power (12V); Transmission distance: 600 Meters (sending camera DC power); 1,000 Meters (without sending camera DC power)
27-60-2701	VDS2701	Sending Video, Audio and Functional Alarm signal, RS485 data and Camera DC Power (24V); Transmission distance: 600 Meters (sending camera DC power); 1,000 Meters (without sending camera DC power)
27-60-2730	VDS2730	Sending Video signal, RS485 data and Camera DC Power (12V); Transmission distance: 600 Meters (sending camera DC power); 1,000 Meters (without sending camera DC power)
27-60-2731	VDS2731	Sending Video signal, RS485 data and Camera DC Power (24V); Transmission distance: 600 Meters (sending camera DC power) ; 1,000 Meters (without sending camera DC power)

DM100S+MD500 Kit (Pal-B/G, DSB)

Product Code: 24-97-1500

Specifications:

- 25 cameras in a circuit affordable
- Coaxial Cable: main - RG6, 7C2V
branch - RG59, 5C2V
- Use all odd channels or even channels to avoid interference
- Distance & Amplifier: 0 to 600m +0
600 to 1000m +1
1000 to 1400m +2

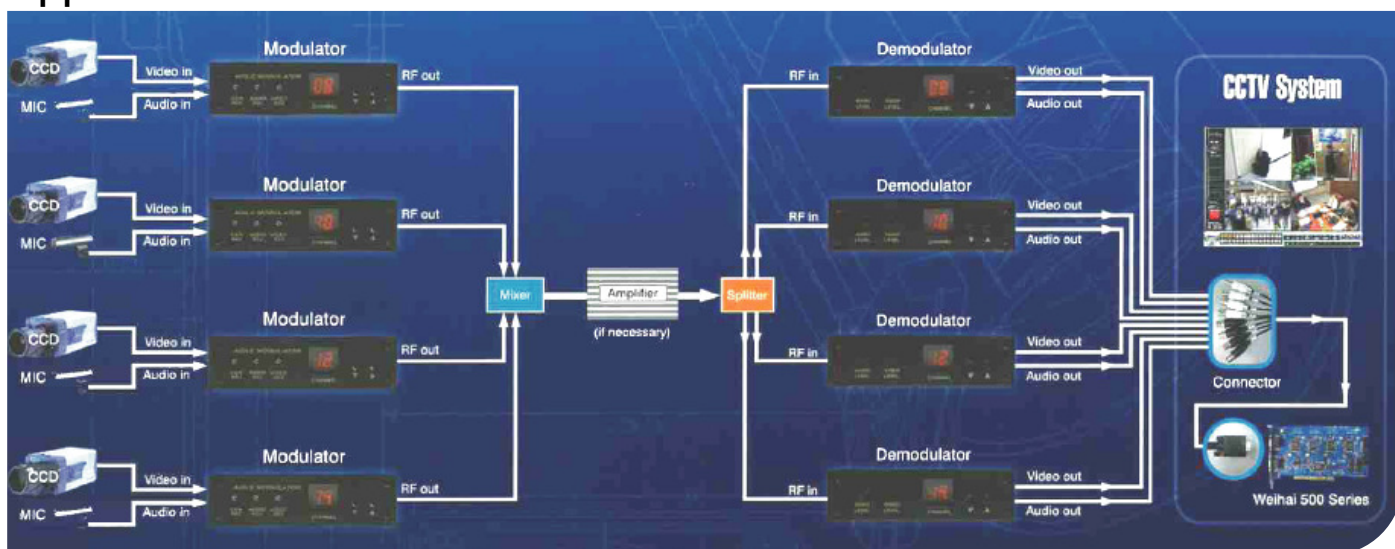


Demodulator



Modulator

Application:



FORTECH® CCTV Extension Cable

Product Code	Model number	Length	Type
27-39-0005	AV-05	5m	BNC+DC
27-39-0010	AV-10	10m	BNC+DC
27-39-0020	AV-20	20m	BNC+DC
27-39-0030	AV-30	30m	BNC+DC



Twisted Pair Transmission - Active Series

Active Video Transceiver (power required), transmission range color 1500 meters, B/W 2400 meters via CAT 5 UTP Cable.

TTA111AV

Product code: 27-60-0111

Active Video & Audio & Data Twisted Pair Transmission

- Transmit video, audio and data signal (RS422, RS485).
- Three position range switch for gain select on transmitter.
- Five position distance range switch on receiver, brightness adjustment, two video output.
- Built in transient protection and ground lifting.



TTA111VT & TTA111VR

Product code: 27-60-5111, 27-60-5112

Active Video Twisted Pair Transmission

- Three position range switch for gain select on transmitter.
- Five position distance range switch on receiver, brightness adjustment.
- Built in transient protection and ground lifting.
- System is integrated with alarm sensor (PIR, Magnetic, etc...) or data RS422, RS485.



TTA414VR

Product code: 27-60-4145

4 Channel Active Receiver

- Built in 4 port active receivers.
- Others identical same as TTA111VR.
- Built in a highly balanced mode of video transmission for extra interference immunity.




Multimedia Transmission

TTP111AV

Product code: 27-60-1110

Audio & Video Transceiver

- BNC female +2 RCA female to RJ45 female.
- Video and stereo audio transmission over one CAT 5 cable.
- Two ways audio and one video over one CAT5 cable.



TTP111RGB-RCA

Product code: 27-60-3334

RGB BALUN

- 3 RCA connector to RJ45 female.
- Designed for video RGB signal transmission over CAT 5 UTP cable.
- Perfect for all RGB (Red/Green/Blue) video monitor.
- Passive device, not support VGA DDC protocol.
- Perfect for classrooms, lecture halls, tradeshow, video information displays...etc.



TTP111VGA

Product code: 27-60-3332

VGA Extension Kit

- VGA connector to shielding RJ45 female x 2pcs.
- Passive, no power need.
- Up to 135 meters via standard 4 pairs CAT 5 STP cable instead of VGA cable.
- Supports up to 1280x1024 pixels.
- Work with desktop PCs, laptops, LCD projectors, plasma displays.
- Perfect for classrooms, lecture halls, tradeshow, video information displays...etc.



TTA111VGA

Product code: 27-60-1111

Active Long Range VGA Extension Kit

- Active type, including transmitter and receiver.
- Built in contrast, brightness adjustment at receiver.
- Supports up to 1600x1200 @85Hz
- Use 4 pairs UTP CAT5 cable instead of VGA cable for long range transmission.
- Long range transmission up to 300 meters (Max.)



Twisted Pair Transmission - Passive Series

Smart twisted pair transmission products are designed for CCTV signal transmission over unshielded twisted pair wire (CAT 5 network cable). These smart cabling system transmission are an alternative solution to coaxial and fiber based systems.

TTP111V

Product code: **27-60-1112**

Video Transceiver BNC Male To RJ-45 Female

- BNC male to RJ45 female.



TTP111VT

Product code: **27-60-4111**

Video Transceiver BNC Male To Terminal Block

- BNC male to 2 pin terminal block.



TTP111VP

Product code: **27-60-1116**

Video Transceiver BNC Male To RJ45 Female With Power Cord

- BNC male + DC plug to RJ45 female.
- Use with TTP111VPJ, transmit video & power over one CAT 5 cable. (range 50meters).
- Use with TDP414VP for power transmission 4 cameras from remote site.



TTP111VCT

Product code: **27-60-1113**

Video Transceiver With 18cm Retractable Cord

- BNC male to screw terminals with 18cm Retractable Cord.
- Weatherproof IP65.
- Perfect for camera with pan-tilt turning device.



TTP414V

Product code: **27-60-4142**

4 Channel Video Transceiver

- 4 x BNC female to 1 x RJ45 female + 8 pin terminal block.
- Four passive transceivers in one product.
- Choice of RJ45 or push pin terminal inputs/outputs.



TTP414VD

Product code: **27-60-4144**

4 Channel Video Transceiver With Data

- 4 x BNC female + 1 x RJ45 female + 1x terminal block (for RS422, RS485 data transmission).
- Using 4 pairs CAT 5 cable to transmit/receive 3 sets video signals plus 1 data signal or transmit/receive 4 sets video signals only.



Surge Protection Device 防雷器

SP001

Product code: 27-61-0001

Coaxial Video Surge Protector BNC Connector

- BNC male to BNC female, Hi Frequency for both CCTV and CATV use.



SP001P-AC

Product code: 27-61-8001

AC Power Surge Protector Terminal Connector

- Terminal connector to terminal connector.
- Under 1ns - 400V
- Application for protect AC100-120V, AC220-240V power.



SP001VPD

Product code: 27-61-7001

Video, Power, Data Surge Protector

- Identical same as SP001VP, but with Data protection.
- 5 pin terminal + BNC male to 4 pin terminal+BNC female
- Max power input AC40V(MAX), DC56V(MAX)



SP003

Product code: 27-61-0003

UTP Video Surge Protector RJ45 Connector

- RJ45 Jack to RJ45 Jack
- Two pairs protection (Pair 2 & Pair 4)
- Protects UTP twisted pair transmission products



SP005

Product code: 27-61-0005

Video and Data Surge Protector

- BNC female + terminal to BNC female + terminal
- Perfect for speed dome camera & control signal.



SP006

Product code: 27-61-0006

Network Surge Protector

- RJ45 jack to RJ45 jack
- Four pairs protection
- Perfect for network, PC modem, server...etc
- Protects UTP twisted pair products (TTA111AV multifunction transceiver) or any computer equipment with utilizing networking cable.



Solution Provider for different Video Interference

GL001

Product code: 27-61-3001

Coaxial Video Ground Loop Isolator

- BNC male to BNC female with mini cable 15cm on both sides.
- Passive, no power required.
- Prevents video-signal distortion caused by video ground loops.
- Eliminates picture tearing, cross talk and rolling.
- Prevents power cables laid by others interfering with the CCTV system.
- Built in TVS (Transient Voltage Suppressors) for surge protection.



GB001

Product code: 27-61-6001

Coaxial Video Ground Loop Isolator built in Video BALUN

- Identical same as GL001 ground loop isolator function.
- Built in Video BALUN, perfect to work with DVR to immunity DVR interference, for extra interference rejection.



GL001H

Product code: 27-61-3002

High Performance Video Ground Loop Isolator

- BNC male to BNC female with mini cable 15cm on both sides.
- Passive type, no power need.
- Hi performance to eliminate ground loop problem.
- Low video loss, Bandwidth: 20hz -11Mhz, +0/-3dB.



Video Transformer Filter

CB001VH

Product code: 27-61-6011

Coaxial BALUN For DVR

- BNC male to BNC female with mini cable 30cm.
- Perfect work with DVR to immunity DVR interference.
- Built in a highly balanced mode of video transmission, which is immune to interference from these, and other sources of noise: data signals, other video signals, nearby power, ringing telephones, fluorescent lights, transformers, and more...



High Frequency Interference Blocker

CHB001H

Product code: 27-61-5001

(CHB001TH + CHB001RH)

- Perfect to eliminate hi frequency interference.
- Video & Audio over one coaxial cable.
- Working distance: 600 meters (RG59), 180meters (UTP cable)
- Including transmitter and receiver, two power adapter.



The UTP transceivers use low-cost internet twisted pair to transmit and receive video signal, mainly used in CCTV field. It adopts UTP and STP twisted pair enable to transmit black and white image to 600 meters and the color image to 500 meters. When used in short distance even the normal telephone wire can be used instead of it.



27-60-7001



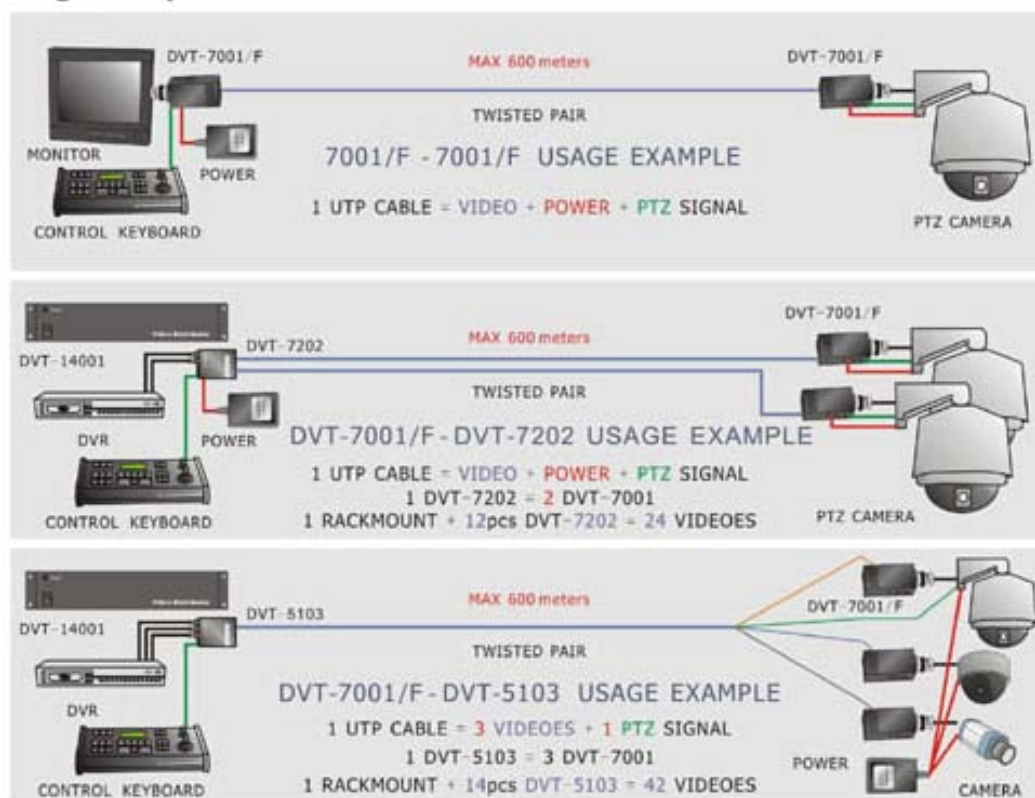
27-60-7202



27-60-5103

Model	DVT-7001	DVT-7202	DVT-X103
Product Code	27-60-7001	27-60-7202	27-60-5103
Frequency	Base band	Base band	Base band
Equipment interface	Input: RJ-45x1, option video input: screw port	Input: RJ-45x2	Input: RJ-45x1, optional input: eight port Europeanism port
	Output: BNC video port, POWER direct port, AUDIO/PTZ screw port	Output: BNC video portx2, POWER direct portx1, AUDIO/PTZ screw portx1	Output: BNC video portx3, POWER direct socketx1, AUDIO/PTZ screw portx1
Video Attenuation	DC to 5 MHz : 0.5 dB		
CM/DM Rejection	50KHz to 5 MHz : 60 dB		
Impedance	BNC : 75 ohms, UTP : 100 ohms		
Color video transmit distance	500m over CAT.5e		
Black and white video transmit distance	600m over CAT.5e		

Usage example



26"/32"/42" Professional CCTV TFT LCD Monitor



Model	HCP-26W01	HCP-32W01	HCP-42W01
Product Code	27-90-0026	27-90-0032	27-90-0042
LCD display	25.54" TFT LCD	31.5" TFT LCD	42.02" TFT LCD
Max. resolution	1920(H) X 1200 (V)mm (WUXGA)	1366(H) X 768 (V)mm (WXGA)	1366(H) X 768(V)mm (WXGA)
Contrast ratio (Typ.)	1200:1	1500:1	1200:1
Brightness	500 cd/m2 (TYP.)	500 cd/m2 (TYP.)	500 cd/m2 (TYP.)
Response Time	15/5 ms	6.5/6.5 ms	15/5 ms
Viewing angle L/R	160° (CR>=10)	160° (CR>=20)	178° (CR>=10)
Viewing angle Up/Down	160° (CR>=10)	160° (CR>=20)	178° (CR>=10)
Signal connector (input)	Video BNC In(1.0 Vp-p 75) x2 , Audio In, VGA In, DVI IN(Optional), Y/C In, YCbCr IN (Optional)		

Pro Type Series

Features

- PIP function: adjustable PIP size, moveable position.
- 4 scanning types: 1:1, under scan, over scan and full scan
- 500TVL horizontal video resolution
- Key lock function
- Anti-reflective strengthened glass (optional)



Model	HCP-15W01	LCP-17W01	LCP-19W01	HCP-20W01
Product Code	27-90-2015	27-90-0017	27-90-0019	27-90-0020
LCD display	15" Active Matrix TFT LCD	17" Active Matrix TFT LCD	19" Active Matrix TFT LCD	20.1" Active Matrix TFT LCD
Max. resolution	1024(H) X 768 (V)mm (XGA)	1280(H) X 1024 (V)mm (SXGA)	1280(H) X 1024 (V)mm (SXGA)	800(H) X 600(V)mm (SXGA)
Contrast ratio (Typ.)	500:1	800:1	800:1	700:1
Brightness	250 cd/m2 (TYP.)	300 cd/m2 (TYP.)	300 cd/m2 (TYP.)	450 cd/m2 (TYP.)
Response Time Tr+Tf	12 ms	5 ms	5 ms	16 ms
Viewing angle L/R	70° / 70° (CR=10)	85° / 85° (CR=10)	80° / 80° (CR=10)	80° / 80° (CR=10)
Viewing angle Up/Down	65° / 55° (CR=10)	80° / 80° (CR=10)	80° / 80° (CR=10)	80° / 60° (CR=10)
Resolution (Video)	500 TVL			
Signal connector (input)	Video BNC In(1.0 Vp-p 75), Audio In, VGA 15 pin min D-SUB In, DVI IN(Optional)			

Pro Type Series

Features

- High contrast up to 800:1
- 500TVL horizontal video resolution
- Key lock function
- Anti-reflective strengthened glass (optional)



Model	LPL-15W01	LPL-17W01	LPL-19W01
Product Code	27-90-4015	27-90-2017	27-90-2019
LCD display	15" Active Matrix TFT LCD	17" Active Matrix TFT LCD	19" Active Matrix TFT LCD
Max. resolution	1024(H) X 768 (V)mm (XGA)	1280(H) X 1024 (V)mm (SXGA)	1280(H) X 1024(V)mm (SXGA)
Contrast ratio (Typ.)	500:1	800:1	800:1
Brightness	250 cd/m2 (TYP.)	300 cd/m2 (TYP.)	300 cd/m2 (TYP.)
Response Time Tr+Tf	12 ms	5 ms	5 ms
Viewing angle L/R	70° / 70° (CR=10)	85° / 85° (CR=10)	80° / 80° (CR=10)
Viewing angle Up/Down	65° / 60° (CR=10)	80° / 80° (CR=10)	80° / 80° (CR=10)
Resolution (Video)	500 TVL		
Signal connector (input)	Video BNC In(1.0 Vp-p 75), Audio In, VGA 15 pin min D-SUB In, DVI IN(Optional)		
Strengthen Glass Model	LPL-15WG1	LPL-17WG1	LPL-19WG1
Product Code (Strengthen glass model)	27-90-3015	27-90-1017	27-90-1019


5.6" LCD Test Monitor

Features

- Test pattern generator (color bars/ cross hatch/ RGB/Dot)
- Resolution 320x234 pixels
- Ideal for CCTV installation, on-site demonstration and testing



Test Pattern Generator



Model	LV-56R01
Product Code	27-90-0561
LCD display	Color 5.6" LCD
Max. resolution	320(H) X 234 (V)mm (4:3)
Contrast ratio (Typ.)	300:1 Typ.
Brightness	300 cd/m2 (TYP.)
Response Time Tr+Tf	15/20 ms (TYP.)
Viewing angle L/R	55° / 55°
Viewing angle Up/Down	35° / 55°
Signal connector (input)	2 x BNC Inputs (1.0 Vp-p 75) 1 x Audio Input (3.5 stereo Jack)
Rechargeable battery	Li-Poly battery (7.4V/ 2650mAh)

8" LCD Test Monitor



Model	LV-80R01
Product Code	27-90-0810
LCD display	Color 8" LCD Monitor
Max. resolution	800(H) X 600 (V)mm
Contrast ratio (Typ.)	500:1 Typ.
Brightness	200 cd/m2 (TYP.)
Response Time Tr+Tf	10/15 ms (TYP.)
Viewing angle L/R	70° / 70°
Viewing angle Up/Down	70° / 70°
Resolution	380TVL
Signal connector (input)	2 x BNC Inputs (1.0 Vp-p 75) 1 x S-Video Input 1 x Audio Input (RCA Jack R,L)



SMT-1721P/1921P

17"/19" CCTV LCD Monitor (w/Audio)

Features

- 1280x1024 Resolution
- 1000:1 High contrast ratio
- 5ms Response time
- Built-in speakers
- Tempered glass

Specifications:

Model	SMT-1721P	SMT-1921P
Product Code	27-90-1721	27-90-1921
Display Type	SXGA a-Si TFT-LCD	
Resolution	1280 X 1024	
Contrast ratio (Typ.)	1000:1	
Brightness	300 cd/m2	
Response Time Tr+Tf	5 ms	
Viewing angle degree	80° / 80° / 80° / 80°	
Video	Composite 2Ch BNC Inputs: 1.0 Vp-p, Loop through out S-Video: 1Ch Input (Y/C), Loop through out VGA: 1Ch Input	
Audio	2 Channel input, 2W Stereo, RCA type	

Alarm - Video Doorphone

Samsung SHT-3005 Color Videophone (Handset)

Product Code: 28-35-3005

Features:

- Display: 5" TFT-LCD Colour (On-Screen Display)
- Installation: Wall mounting type
- Dimension: 275(W)x125(H)x40(D) mm
- Expandable up to 4 monitors & 3 door camera



熱感按鍵
Touch Screen



Visonic PowerMax Alarm Kit

(香港合法, 英文版)

Product Code: 30-27-0001

Visonic PowerMax Alarm Kit

(香港合法, 中文版)

Product Code: 30-27-0002

Features:

- 29 wireless zones + 1 wired zone, 26 pre-recorded zone names + 3 custom names
- 1 internal + connection to 2 external
- Controller Unit - receiver sounder and keypad with a full range of digital audio and alarm communications features



Visonic MCT-201 Pendant Transmitter

Product Code: 30-27-0201

Features:

- Comfortable miniature attractive design
- Superior transmission range
- PowerCode ID factory-selected from 16 million possible code combinations



Visonic MCT-211 Wrist, Waterproof Transmitter

Product Code: 30-27-0211

Features:

- Easy to wear as a wristband
- Superior transmission range
- PowerCode ID factory-selected from 16 million possible combinations
- 3 Volt coin-type lithium battery
- Visible and transmitted low battery indications



Visonic MCT-234 Hand Held Remote

Product Code: 30-27-0234

Features:

- Designed for arming and disarming of wireless security systems, and for emergency signaling, access control, home automation and remote control application



Visonic MCT-302N Door Contact

Product Code: 30-27-0302



Visonic MCT-425 Smoke Detector

Product Code: 30-27-0425



Visonic MCT-0501 Wireless Glass Break Detector

Product Code: 30-27-0501

Features:

- Industry-leading digital detection technologies
- Unsurpassed catch performance and false alarm immunity
- Unique pet-immune detection technology
- Fully supervised secure wireless transmission



Visonic MCT-550 Wireless Flood Detector

Product Code: 30-27-0550

Features:

- Industry-leading digital detection technologies
- Unsurpassed catch performance and false alarm immunity
- Unique pet-immune detection technology
- Fully supervised secure wireless transmission



Visonic MCX-600 Wireless Multi-level Repeater

Product Code: 30-27-0600

Features:

- Extends communication range between a PowerCode receiver and any wireless PowerCode transmitter
- Voltage: 13 - 20 VDC or 11 - 16 VDC



Visonic Next K9-85 MCW Pet Immune Wireless PIR
Product Code: 30-27-0980



Visonic MCT-201WP Water Proof Pendant Transmitter
Product Code: 30-27-1201



Visonic DISCOVERY PIR MCW Wireless Detector
Product Code: 30-27-1515



Visonic NEXT MCW Digital PIR Sensor
Product Code: 30-27-4000



Visonic MCT-100 Multi-purpose Universal Transmitter
Product Code: 30-27-0100



Visonic MCT-101 1 Button / MCT-102 2 Button / MCT-104 4 Button hand hold Transmitters
Product Code: 30-27-0101 / 30-27-0102 / 30-27-0104



Visonic MCX-8 8 zone expander for MCR-308
Product Code: 30-27-0008



Visonic MCR-308 Wireless Interface (Receiver)
Product Code: 30-27-0308



Visonic MCS-710 2-ways Wireless Siren (for PowerMax+)
Product Code: 30-27-0700

Features:

- Adds 8 outputs to the MCR-308 receiver
- Up to 3 MCX-8 units can be added to each MCR-308 unit
- Can be installed at the control panel with up to 1 kilometer (0.62 mile) distance from the receiver using a supervised bus
- Secure reliable communication with MCR-308 receiver
- Compact and easily installed

Features:

- Cost-effective system upgrading from wired to wireless
- Front-End Module: Superhetrodyne UHF receiver
- Operating Frequency (MHz): 315, 418, 433.92, 868.95 and other UHF channels per local requirements in country of use
- Total Message Length: 36 bits (66 bits for code secure devices)
- ID Learning Capacity: 112 different ID codes

Features:

- Wirefree connection between control panel and siren
- Convenient and rapid no- mess installation
- Intrusion and fire alarm signals
- Audible verification of arming and disarming
- 98 dB Piezo siren and high power strobe light



Visonic MCR-304 Wireless Interface (1 Relay)
Product Code: 30-27-0304



Visonic RL-8 Eight Relay Output Adapter for the MCR-308
Product Code: 30-27-0018

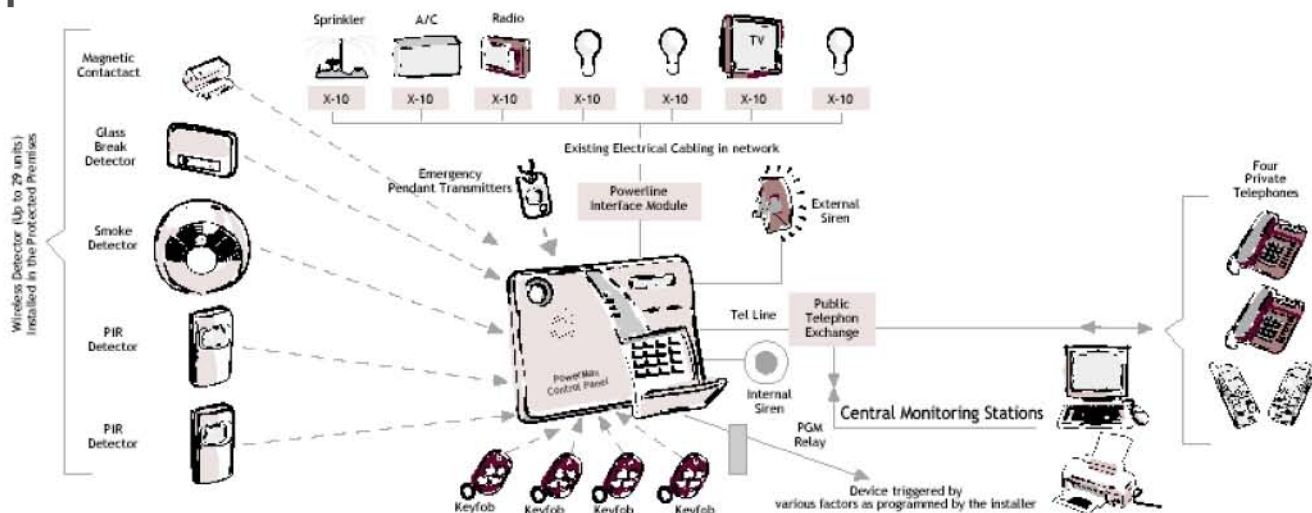


Visonic MCM-140 Universal Remote Commander
Product Code: 30-27-0140

Features:

- Cost-effective system upgrading from wired to wireless
- Supports up to 10 wireless devices in single output
- Dimensions: 110 x 63 x 25 mm

Application:



5-Zone & 6-Zone Expandable Intrusion Control Panel

Model: AuraSys INT5, AuraSys INT6
Product Code: 30-01-0005, 30-01-0006



Rosslare AuraSys P-6 6 Zone Hardwired Alarm Panel

Model: AuraSys P-6
Product Code: 30-01-6016

Features:

- Six on-board alarm zones expandable to 16
- On-board zones have zone doubling (up to 12)
- Two intelligent PGM outputs operate on events or by a scheduler
- Modulated sounder output, backup battery charger 16 user codes + one installer + two master codes
- Two partitions for zones and reporting and one common partition
- Optional digital telephone PSTN and voice communicator (MD-64) for easy Web content management



System Keypad

Model: AuraSys KC-16, AuraSys KE-16
Product Code: 30-08-2016, 30-08-1016

Features:

- Bright LEDs/ 16-character LCD display for easy viewing
- System status indication (off, on, blinking)
- Aesthetic design, with front-flip cover
- Case and back tamper protection
- Icon-based keys for easy use and language-independent operation
- 16 zone status indications



KE-16



KC-16

Expansion Module

AuraSysTM - MatrixBusTM XI-04 - 4 hardwire zone expansion
AuraSysTM - MatrixBusTM XI-08 - 8 hardwire zone expansion
Model: MatrixBus XI-4, MatrixBus XI-8
Product Code: 30-10-1004, 30-10-1008



MatrixBus XI-4



MatrixBus XI-8

System Accessories

MD-62 - Serial Communications Adapter
MD-63 - Memory Key

Model: MD62, MD63
Product Code: 30-14-1062, 30-14-1063



MD62



MD63



紅外線感應探頭專家

MADE IN TAIWAN

Motion Sensor for alarm



IR-530/530C
Passive Infrared Detector
30-02-0530



DP250
PIR+MW Dual Technology Detectors
30-02-0250



DP-363
Ceiling Mount PIR+MW
Dual-Tech Detector
30-02-1363



IR550P
Pet Immune Motion Detectors
30-02-0550

Motion Sensor switch for energy saving



LC-360/360HD
360° Ceiling Mount PIR SenSwitch
30-23-3360



LC780
Lighting Control SenSwitches
30-23-1780



LC-362/362S
360° Ceiling Mount Auto-Switch
30-23-0362

PIR+MW Dual Technology Detector

Model: DP250

Product Code: 30-02-0250

Features:

- Advanced DRO microwave sensor
- 3D lens with no blind detection spot
- Second-to-none look down detection
- Motion signal discretion technology
- Intelligent pulse count PIR detection
- Superior RFI & EMI protection
- Adjustable microwave detection range
- Temperature compensated PIR sensor
- Fluorescent light interference filter



360° Ceiling Mount PIR Detector

Model: IR363

Product Code: 30-02-0363

Features:

- Omni directional detection
- Sealed optics protection
- Excellent RFI/EMI immunity
- NC/NO selectable output
- Intelligent pulse count
- Recess/surface mount
- Temperature compensation
- Noise reduction circuit
- Anti-tamper protection



PEGASO IR550P IR Detector

Model: IR550P

Product Code: 30-02-0550

Features:

- Target Size Verification (TSV) technology
- Superior RFI and EMI immunity
- Temperature compensation
- Noise reduction circuit
- Sealed optics protection
- Disabled walk test LED
- Ultra wide wiring space
- Selectable pulse count
- NC/NO selectable alarm output
- Up to 18 kgs pet immunity detection



PRIMO IR530 Passive Infrared Detector

Model: IR530

Product Code: 30-02-0530

Features:

- Single switch box recess mount
- Temperature compensation
- Super wide angle detection
- Superior RFI/EMI immunity
- Built-in CdS photocell sensor
- Programmable TIME & LUX



IR530Q Quad Passive Infrared Detector

Model: IR530Q

Product Code: 30-02-1530

Features:

- Dual look down detection
- Superior RFI/EMI immunity
- Temperature compensation
- Motion signal discretion circuit
- Quad element infrared sensor
- Remote control walk test LED
- Ultra wide wiring space
- Vertical range adjustable
- Selectable pulse count
- White light filter lens



MB-95 Detector Mounting Bracket

Model: MB-95

Product Code: 30-14-0095

Features:

- A round base mounting bracket for ceiling mount application of 150, 250, 520, 530 & 830 series motion detectors
- Provides 360 pan and 45tilt adjustment



MB-99 Detector Mounting Bracket

Model: MB-99

Product Code: 30-14-0099

Features:

- A miniature mounting bracket designed for ceiling/wall mount installation with 150, 250, 530 and 550 types of detectors
- Provides cable concealment via a unique tunnel without sacrificing necessary multi-angle adjustment





360° Ceiling Mount PIR SenSwitch

Model: LC360

Product Code: 30-23-3360

Features:

- Surface mount technology production
- Built-in CdS photocell light sensor
- Second-to-none square detection range
- Easy TIME delay & LUX level selection
- Automatic temperature compensation
- Omni-directional detection capability
- Detection range mask label provided
- Superior RFI/EMI immunity protection
- Recess mountable with MB-360



360° Ceiling Mount Auto-Switch

Model: LC362S

Product Code: 30-23-0362

Features:

- Surface mount technology
- Temperature compensation
- Omni-directional detection
- Superior RFI/EMI immunity
- Built-in CdS photocell sensor
- Programmable TIME & LUX

Passive Infrared SenSwitch

Model: LC720

Product Code: 30-23-0720

Features:

- Wall/ceiling mount available
- Built-in CdS photocell sensor
- Adjustable LUX and TIME
- Works at 100 ~ 250 VAC
- Weatherproof housing design
- Sensor head swivel design
- Superior RFI/EMI immunity
- Surface mount technology



Energy Saving Auto-Switch

Model: LC750S

Product Code: 30-23-0750

Features:

- Single switch box recess mount
- Temperature compensation
- Super wide angle detection
- Superior RFI/EMI immunity
- Built-in CdS photocell sensor
- Programmable TIME & LUX



Passive Infrared SenSwitch (1.5A, 100-250AC)

Model: LC770

Product Code: 30-23-0770

Features:

- DuCAS 2-wire technology
- Auto-On LED indicators
- No neutral wire required
- Adjustable LUX & TIME control
- Detection Range: 10 m



LC780HD



LC780LV

Passive Infrared SenSwitch

Model: LC780HD, LC780LV

Product Code: 30-23-1780, 30-23-2780

Features:

- Wall/ceiling mount design
- Built-in photocell sensor
- Adjustable TIME & LUX control
- Works at 100 ~ 250 VAC
- IP45 Weatherproof protection
- Surface mount technology
- Sensor head tilt mechanism
- Superior RFI/EMI immunity



VISONIC CLIP CH/4N Mini PIR Detector

Model: CLIP-4N

Product Code: 30-02-0004

Features:

- Inconspicuous high-performance solid-curtain PIR
- Designed for securing corridors, doors, windows or sky lights
- Ideal for controlling CCTV, access control and other systems
- Miniature size 7 x 2.8 x 2.5cm (2.75 x 1.25 x 1 in)
- Attractive elegant design
- Maximum coverage area: 3.6 x 6m (12 x 20ft)
- Long-term stability and reliability thanks to advanced patented true digital FM processing
- Ultimate false alarm immunity based on patented True Motion Recognition™
- Enhanced 20V/m RFI immunity
- Switchable walk-test LED
- Tamper switch
- Solid-state relay for silent trouble free operation



VISONIC VMX-100 Photoelectric Detector

Model: VMX-100

Product Code: 30-05-0100

Features:

- Detection based on a single IR beam
- Maximum range 30m (100 ft) indoors, 8m (25 ft) outdoors
- Rugged all-weather design (IP54)
- Easy and precise beam alignment thanks to a built-in test point
- Outstanding reliability and false alarm immunity
- Tamper protection for transmitter and receiver units
- -20° C to 55° C (-4° F to 131° F) operating temperatures
- 12-24V AC/DC power supply



IS130 (White 603410, Black 603311)

Product Code: 30-23-2120 (White), 30-23-1120 (Black)

Features:

- 600W (IP54 / 12M / 130°)



IS180-2 (White 603212, Black 603113)

Product Code: 30-23-1803 (White), 30-23-1802 (Black)

Features:

- 1000W (IP54 / 12M / 180°)
- Loading 600W Resistive, 600W Capacitive, 500W Fluorescent Lamp



IS2180-2 (Stainless steel 603915)

Product Code: 30-23-2802

Features:

- Studioline 1000W (IP54 / 12M / 180°)
- Loading 1000W Resistive, 600W Capacitive, 500W Fluorescent Lamp

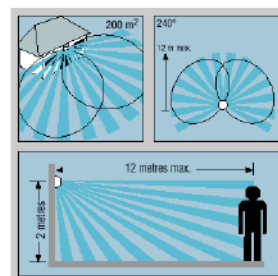


IS240-DUO (White 602819)

Product Code: 30-23-0240

Features:

- 1000W (IP54 / 12M / 240°)

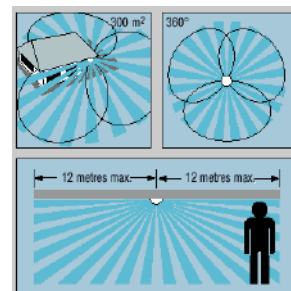


IS360D-TRIO (White 602611, Black 602512)

Product Code: 30-23-0360 (White), 30-23-1360 (Black)

Features:

- 1000W (IP54 / 12M / 360°)
- Loading 1000W Resistive, 600W Capacitive, 500W Fluorescent Lamp



Night Control Switch



Product Code: 30-23-3004 (White), 30-23-3003 (Black)

Model: NightMatic3000 Vario (White 550615, Black 550516)

Features:

- NightMatic3000 Vario 1000W (IP54, 0.5-10LUX)
- Programmable Night-time Shutdown, Manual Override On/Off
- Loading 1000W Resistive, 500W Fluorescent Lamp

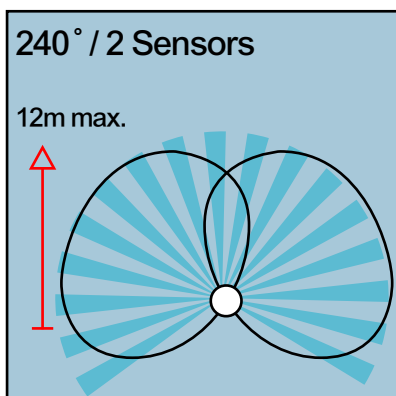


Product Code: 30-23-2002 (White), 30-23-2001 (Black)

Model: NightMatic2000 (White 550417, Black 550318)

Features:

- NightMatic2000 1000W (IP54, 2-10LUX)
- Loading 1000W Resistive, 500W Fluorescent Lamp



Angle of coverage HS 150/300/500



Convergence angle reduction



HS 150/300/500, tilts from +110° to -40° and swivels through +40°



HS150 DUO (White 633110, Black 633011)

Product Code: 30-23-2150 (White), 30-23-1150 (Black)

Features:

- 150W (IP44 / 12M / 240°)



HS152-XENO (White 632113, Black 632014)

Product Code: 30-23-1152 (White), 30-23-0152 (Black)

Features:

- 150W (IP44 / 12M / 180°)
- Additional Loading 800W Resistive, 400W Capacitive



HS500 DUO (White 633516, Black 633417)

Product Code: 30-23-2500 (White), 30-23-1500 (Black)

Features:

- 500W (IP44 / 20M / 240°)



HS502 (White 632816, Black 632717)

Product Code: 30-23-1502 (White), 30-23-0502 (Black)

Features:

- 500W (IP44 / 12M / 180°)
- Additional Loading 500W Resistive, 200W Capacitive

L870S (White 643218)

Product Code: 30-23-8700 (White)

Features:

- 100W (IP44 / 12M / 180°)
- Unbreakable Acrylic Glass Shade, Impact-Resistant
- Manual Override On/Off



Alarm - Magnetic Switch



GARRISON AT-850捲開磁控 (閉門通)
Product Code: 30-06-0850

Features:
- 裝設位置: 密閉式捲門
- 額定電流: 0.2A30 VDC (電阻負載)
- 接點容量: 5 watt (電阻負載)
- 偵測方式: 磁鐵 (橡膠軟性磁鐵片)
- 有效磁引: 9公分
- 配線方式: 導線 (22AWG) 27公分



Longhorn HO-03D 捲開用金屬磁控 [大磁] (閉門通)
Product Code: 30-06-0003

Features:
- 額定電流: 500mA
- 額定電壓: 100 VDC
- 開啟間距: $\geq 35\text{mm}$ $\leq 80\text{mm}$
- 連接方式: 常開或常閉
- 額定功率: 10W
- 毛重: 13.5 kgs



Longhorn HO-03K鋼 / 鐵門用磁控 [長方型] (閉門通)
Product Code: 30-06-0058

Features:
- 額定電流: 500mA
- 額定電壓: 100 VDC
- 開啟間距: $\geq 40\text{mm}$ $\leq 100\text{mm}$
- 連接方式: 常開或常閉
- 額定功率: 10W
- 毛重: 17.5 kgs



Longhorn HO-03F 金屬磁控 (閉門通)
Product Code: 30-06-1003

Features:
- 額定電流: 500mA
- 額定電壓: 100 VDC
- 開啟間距: $\geq 42\text{mm}$ $\leq 58\text{mm}$
- 連接方式: 常開或常閉
- 額定功率: 10W
- 毛重: 40.5 kgs



SELCO SD-10 白色磁控 [超短圓柱型] (閉門通)
Product Code: 30-06-3010

Switch Type	Switch Rating	Resistance	Gap
Form A (SPST)	28V@0.5A	0.30hm Max.	3/4"
Wiring	AWG#22 Lead Wire		
Mounting	Press Fit		



SELCO SD-1012T 白色磁控 [暗裝, 螺絲接頭] (閉門通)
Product Code: 30-06-1012

Switch Type	Switch Rating	Resistance	Gap
Form A (SPST)	28V@1.0A	0.30hm Max.	1"
Wiring	Screw Terminal		
Mounting	3M Adhesive Tape		



SELCO SD-106 白色磁控 [小型則面出線] (閉門通)
Product Code: 30-06-3106

Switch Type	Switch Rating	Resistance	Gap
Form A (SPST)	28V@1.0A	0.30hm Max.	1"
Wiring	AWG#22 Lead Wire		
Mounting	3M Adhesive Tape/ Screw		



SELCO SD-1175 白色磁控 [標準圓柱型, 螺絲接頭] (閉門通)
Product Code: 30-06-1175

Switch Type	Switch Rating	Resistance	Gap
Form A (SPST)	28V@0.5A	0.30hm Max.	3/4"
Wiring	Screw Terminal		
Mounting	Press Fit		



SELCO SD-55 白色磁控 [標準型] (閉門通)
Product Code: 30-06-3055

Switch Type	Switch Rating	Resistance	Gap
Form A (SPST)	28V@1.0A	0.30hm Max.	1"
Wiring	AWG#22 Lead Wire		
Mounting	3M Adhesive Tape/ Screw		



SELCO SD-6531 白色磁控 [明裝, 螺絲接頭] (閉門通)
Product Code: 30-06-6531

Switch Type	Switch Rating	Resistance	Gap
Form A (SPST)	28V@1.0A	0.30hm Max.	1"
Wiring	Screw Terminal		
Mounting	Screw		



SELCO SD-8541 白色磁控 [切角型] (閉門通)
Product Code: 30-06-8541

Switch Type	Switch Rating	Resistance	Gap
Form A (SPST)	28V@1.0A	0.30hm Max.	1"
Wiring	2-1/3" long/ AWG#22 Lead Wire		
Mounting	3M Adhesive Tape		



SELCO SD-8571 白色磁控 [超超小型] (閉門通)
Product Code: 30-06-8571

Switch Type	Switch Rating	Resistance	Gap
Form A (SPST)	28V@0.5A	0.30hm Max.	3/4"
Wiring	AWG#22 Lead Wire		
Mounting	Nail		



SELCO SD-8581 白色磁控 [超小型] (閉門通)
Product Code: 30-06-8581

Switch Type	Switch Rating	Resistance	Gap
Form A (SPST)	28V@1.0A	0.30hm Max.	3/4"
Wiring	AWG#22 Lead Wire		
Mounting	Nail		



SELCO SD-8611 白色磁控 [圓柱型] (閉門通)
Product Code: 30-06-8611

Switch Type	Switch Rating	Resistance	Gap
Form A (SPST)	28V@1.0A	0.30hm Max.	1"
Wiring	2-1/3" long/ AWG#22 Lead Wire		
Mounting	Press Fit		



SELCO SD-RB Roller Ball Contact
Product Code: 30-06-3000

Feature:
- 功率: 28V@1.0A
- 阻抗: 0.30hm Max.
- 動作距離: 2mm
- 連線方式: 450mm AWG#22 導線



來客報知警報/配件

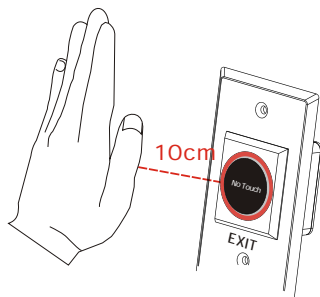
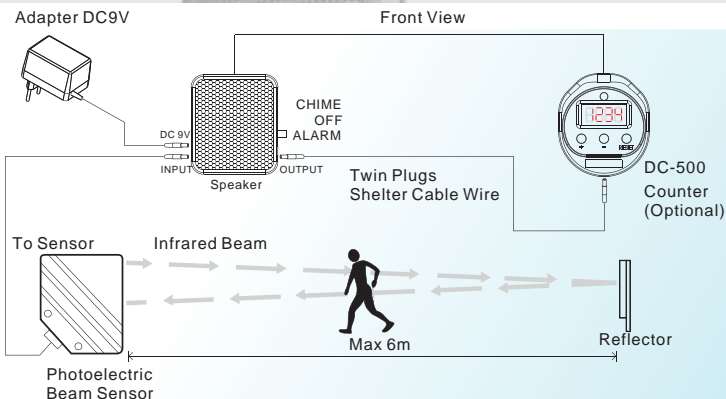
Door Entry Alarm & Counting System

Door Entry System Alarm

DES-700 & DC-500

30-05-0700

- Retro-Reflection type.
- Sensing range: 0-6 meters (22 feet).
- Will make "ding-dong" sound or siren sound when the beam is interrupted.
- Speaker volume can be adjusted or turned.
- When in siren mode, sounding time is adjustable from 3 to 30 seconds.



IP55

No Touch Exit Sensor

PTE-500

30-14-0500

- No touch / Touch free Exit Sensor (Diffused Detection)
- Optical / Infrared Technology
- IP-55 Ingress Protection / SUS 304 Stainless Steel Plate
- User friendly (Healthy protection): Free from contagious diseases spread
- Detection range: 0.1 ~ 10 cm
- Application: Gate/Door/Exit/Automation control
- High capacity of relay dry contact (3A/AC120V, DC30V)
- 2 Groups NO/NC Common relay output
- Twin LED indicators for sensor standby or approached: (1) Sensor Standby: Blue LED on (2) Visitors whom approached to the sensor in 10 cm: Red LED on

Glass Breaking Detector

RS-GS020S

30-03-0020

- Resistance: 7Ω
- Capacity: 70mA
- Impedence: 1M Ω min.
- Contact resistance: 1M
- Surge Protection: 2KV
- Output Timing: 3 second min.
- Input Volt.: 18VDC
- Finish: Light gray or Brown
- Working Temp.: -20°C ~ 80°C
- Size: 4(φ) x 80mm
- Sensing Range: Strong/Normal (see following)—Adjustable
- Place of Installation: Any place of the glass window
- Detection Method: Use special "Resonance" Tech. To Amplify the sound of glass break voice louder and longer, which can be make sure the detection correctly.
- Thickness of glasses: 2mm~20mm
- Sensing power adjustable: Strong and week (selectable)
- No need to connect external power; also can detect the glasses break correctly.



Cable Fence Contacts

RS-05

30-03-0005

- Connect Point : NC/NO connection point (without stable pressure)
- Contact rating : 250V/5A
- Action Power : 2kg
- Line-Pulling Power : 20kg
- Mechanism Life : 100K times
- Detected Method : micro-switch detect line-pulling/cut-off lines
- Dimensions : 30(H)x96(W)x30(D)mm





對射式紅外線偵測器

Quad Photobeam Detector

Quad-50CS / 100CS / 150CS / 200CS / 250CS

30-05-4050 / 30-05-4100 / 30-05-4150 / 30-05-4200

- Laser beam alignment function (optional)
- Buzzer sound (beep sound) for beam alignment. (same as barrier sensor)
- LED indicators for beam strength. (5 LEDs)
- Beam alignment volt. testing points
- Multi frequency (4 channels selectable)
- Environment module: the environmental signal is initiated if the beam reception level is reduced by approx 50% or more, The module "watches" for a gradual degradation of the beam reception which is indicative of extremely poor weather conditions. N.C. or N.O. signal output is selectable
- Quad beams
- Heater
- Programmed A.G.C.
- Input Volt.:AC/DC 12-24V
- IP-55 ingress protection
- Sensing range (outdoors):50m/100m/150m/200m/250m
- 440(H)×122(W)×85(D)



IP55

Barrier (Curtain) Sensor

BS-200 / 400 / 600 / 800

30-05-2000 / 30-05-4000 / 30-05-6000 / 30-05-8000

- Aluminum housing/PC anti-UV cover/ABS side cap
- LED alignment indicator
- Cable wire or terminal block connection
- Sensing range:8 meters (26 feet)
- Tx power adjustment: Normal/Strong
- Anti-tamper circuit triggers alarm if power is cut or end cap is removed
- N.O./N.C./Common relay output
- Slim aluminum housing, anti high temperature/fog/rains
- Alarm: Break one or two adjacent beam
- L-brackets and mounting hardware included



IP65

Twin Photobeam Detector (with laser beam alignment function)

Dual-30CS / 60CS / 90CS / 120CS

30-05-2030 / 30-05-2060 / 30-05-2090 / 30-05-2120

- Reliable Perimeter security and protection
- Laser beam alignment function
- Twin beam:Minimizing false alarm, for falling leaves, birds, small animal--etc
- Weather proof:Anti-rain, snow, dew, mist, frost--etc
- CE approved
- IP-55 water proof
- Automatic input power filtering
- Easy, quick installation



IP55

Single Photoelectric Beam Sensor

IR-3000G

30-05-3000

- Long sensing range: 30 meters
- IP-66 water proof
- N.C./N.O./Common Output
- Terminal block wiring connection
- Mounting bracket/screws included
- Transmitter power adjustment
- AC/DC 10 ~ 24V input voltage



IP66



IP66

Free Power Photoelectric Beam Sensor (Retro-Reflection)

SCS IR-1000ExL(N.C.) / ExD(N.O.)

30-05-1000 / 30-05-1001

- Sensing range adjustable potentiometer available
- Response time adjustable potentiometer available
- PC casing, anti fog / dew / rains
- IP-66 Water Proof
- Square / Round Shape reflector selectable
- Wrap around mounting bracket
- Input Volt.: Full range (AC / DC 12~250V)
- 2 LED indicators for power and beam alignment
- Hood for round / square shape reflector(Optional)
- External water proof housing (optional)



IP55

Twin Photoelectric Detector

MPB-15HD/25HD

30-05-1015 / 30-05-1025

- Reliable Perimeter security and protection.
- Twin beam:Minimizing false alarm, for falling leaves, birds, small animal--etc.
- Weather proof:Anti-rain, snow, dew, mist, frost--etc.
- CE approved.
- IP-55 water proof.
- Automatic input power filtering.
- Easy, quick installation.



Longhorn HC-301 雙位警號
Product Code: 30-11-0301
Output: DC6-15V/112dB



Longhorn HC-801 方型明裝式警號
Product Code: 30-11-0801
Output: DC6-15V/108dB



Longhorn ES-69 防盜警號 (附電池)
Product Code: 30-11-1069
Output: DC12V/115dB



Longhorn HC-402B 圓型暗藏式警號
Product Code: 30-11-1402



Longhorn GL150B 火警鐘 (AC220V)
Product Code: 30-11-2101



Longhorn HC-201 白色小型警號
Product Code: 30-11-7201
Output: 108dB



Longhorn HC-201 黑色小型警號
Product Code: 30-11-8201
Output: 108dB



Longhorn HC-626 防水型警號
Product Code: 30-11-8626
Output: DC12V/105dB



FORTECH HC-626 防水型警號
Product Code: 30-11-0088
Output: DC6-12V/110dB



FORTECH PS-88 白色小型警號
Product Code: 30-11-0089
Output: DC6-12V/110dB



Q-Light SPNA-防爆喇叭
Product Code: 30-11-3001
Output: 110dB-118dB

Signal Light



Q-Light S80L Warning / Signal Light
(紅色) DC24V

Product Code: 30-12-0001



Q-Light S80AL Warning/Signal Light
(黃色)

Product Code: 30-12-0002



Q-Light S150RL-FT Warning /
Signal Light (藍色)

Product Code: 30-12-0003



Q-Light S100DL Warning /
Signal Phone (紅色)

Product Code: 30-12-0004



Q-Light SMCL80 Multiple Color LED
Signal Light (透明)

Product Code: 30-12-0005



Q-Light S80SOL Solar Battery LED
Flashing Light

Product Code: 30-12-0006



Q-Light SH1-S Heavy Duty /
Vandal Proof Warning Light (紅色)

Product Code: 30-12-1001



Longhorn LTE-1101R 紅色旋轉閃燈
(DC24V)

Product Code: 30-12-0081



Longhorn LTE-1101Y 黃色旋轉閃燈
(DC24V)

Product Code: 30-12-0082



Longhorn ST-05R 紅色閃燈
(DC24V, 100mm)

Product Code: 30-12-4005



Longhorn ST-05Y 黃色閃燈
(DC24V, 100mm)

Product Code: 30-12-5005



Longhorn HC-05B 藍色閃燈
(DC24V, 100mm)

Product Code: 30-12-6005



FORTECH SL-79Y 黃色閃燈
(DC12V)

Product Code: 30-12-7901



FORTECH SL-79R 紅色閃燈
(DC12V)

Product Code: 30-12-7902



FORTECH SL-79B 藍色閃燈
(DC12V)

Product Code: 30-12-7903



FORTECH SL-79Y 黃色閃燈
(DC24V)

Product Code: 30-12-7921



FORTECH SL-79R 紅色閃燈
(DC24V)

Product Code: 30-12-7922



FORTECH SL-79B 藍色閃燈
(DC24V)

Product Code: 30-12-7923



FORTECH SL-80R 紅色大閃燈
(DC6-12V, 100mm)

Product Code: 30-12-8000



FORTECH SL-80Y 黃色大閃燈
(DC6-12V, 100mm)

Product Code: 30-12-8001

Warning Light



Q-Light SCDWS Vandal Proof Warning Light
w/Phone (Red, Xenon)
Product Code: 30-13-0001



Q-Light SCDWL Heavy Duty/Vandal Proof
Warning Light (紅色)
Product Code: 30-13-0004



Q-Light SH1-S Heavy Duty/Vandal Proof
Warning Light (紅色)
Product Code: 30-13-0005



Longhorn HC-102(R) 全紅色閃燈警號
(DC6-15V, 110dB)
Product Code: 30-13-0102



Longhorn HC-103(R) 紅色閃燈警號
(DC6-15V, 110dB)
Product Code: 30-13-0103



Longhorn HF-922 火警警號連閃燈
(DC24V, 113dB)
Product Code: 30-13-0922



Longhorn HC-103(B) 藍色閃燈警號
(DC6-15V, 110dB)
Product Code: 30-13-1103



Garrison LD-283(Red) 室外防水街箱
(內置充電, 115dB)
Product Code: 30-13-0283



Garrison LD-283(Blue) 室外防水街箱
(內置充電, 115dB)
Product Code: 30-13-2283

Key Switch



Longhorn HO-02
米色緊急掣 (DC250V, 300mA)
Product Code: 30-14-0065



Longhorn FB-69
腳踢盜開關 (附鎖匙Reset)
Product Code: 30-14-0069



Longhorn TS-51
防盜箱防拆開/關感應掣
Product Code: 30-14-0127



Garrison LK-305C
Key Switch (On-Off) w/Door Bell
Product Code: 30-14-0305



Garrison LK-250
有蓋 Key Switch 3A/125VAC
Product Code: 30-14-1250



Garrison LK-305C
Key Switch (momentary) w/Door Bell
Product Code: 30-14-1305



DGS 開門按鈕連面板
(86x86mm)
Product Code: 30-14-2800



DGS 開門按鈕連面板
(86x50mm)
Product Code: 30-14-2801



Longhorn HO-01
盒型緊急掣 (附鎖匙RESET, 小型)
Product Code: 30-14-8001



Longhorn HO-01A 緊急掣面板 (附鎖匙RESET, 標準型)
Product Code: 30-14-8002



SCS LS2000 Open/Close + Clock
Product Code: 30-14-0002

Break Glass



Model No:	FD-108R FD-108R-L (With LED) FD-108R-C (With COVER) FD-108R-L-C (Call point + Cover + LED)	FD-108Y FD-108Y-L (With LED) FD-108Y-C (With Cover) FD-108Y-L-C (With Cover + LED)	FD-108W FD-108W-L (With LED) FD-108W-C (With Cover) FD-108W-L-C (With Cover + LED)	FD-108G FD-108G-L (With LED) FD-108G-C (With Cover) FD-108G-L-C (With Cover + LED)
Size:	88x88x55mm, CO ₂			
Net Weight:	160g			
Connections:	Terminal-max 2.5mm ² cable			
Current Ratings:	12/24V.DC 10A, 48V.DC 3A, 250V AC 10A			
Material:	UL PA-766, Color: Yellow			



FD-108RLC/GLC (Call point+Cover+LED)

- Current ratings : 12/24V.DC 10A, 48V.DC 3A, 250V AC 10A
- Connections : Terminal-max 2.5mm² cable
- Material: UL PA-766
- Size:88x88x55mm,with led
- Net weight: 180g



FD-109RLC/GLC (Resettable Type)

- Operating Voltage: DC12~24V
- Operating Temperature: -10°C~+50°C
- Alarm Impedance: 280 Ω, 470 Ω
- Operating Current: 1mA
- Connections : Two wire connection for easy installation
- Size:92x92x48mm
- Complies EN54 Part 11
- Net weight: 130g

Door Release Button



MAC-736D

- Mechanical life time: 2 million operating
- Initial Contact Resistance: 125VAC, 8A24DC, 6A
- Operating Temperature: -25°C~55°C
- Degree of Protection: IP-65
- Lamp: YES
- Switch Material: Plastic
- Switch Plate Material: Stainless Steel
- Dimension of Mounted Switch: φ29×14mm
- Dimension of Mounted Switch: 115L×70W×5H (mm)



MAC-737D

- Mechanical life time: 2 million operating
- Initial Contact Resistance: 125VAC, 8A24DC, 6A
- Operating Temperature: -25°C~55°C
- Degree of Protection: IP-65
- Lamp: YES
- Switch Material: Plastic
- Switch Plate Material: Stainless Steel
- Dimension of Mounted Switch: 86L×86W×6H (mm)
- Standard: European Standard

Fire Bell



FD-115 (Electronic Fire Sounder)

- Red polythene removable conduit plug for easy conduit entry
- Suitable for surface or flush mounting + Fire Sweep Sound
- Low current consumption
- Voltage:DC-12, DC-24
- Sound (at 1m): 100dB, Material: UL PA-766
- Frequency: 600Hz to 2.5KHz
- CE meet BS5839/EN54-3
- Carry CE mark



FD-110-S (Strobes Light Only)

- Operating Temperature: -10°C to 50°C
- Operating Humidity: 0~95 RH, no condensation or icing
- Voltage: 22VDC to 30VDC
- Average Current: 70 mA
- Light Output ≥ 1.2 WS
- Flash Rate ≤ 2 seconds
- Light Life ≥ 30000 flashes
- Type: Normal Type(DC-24V), Remote Indicator(DC-24V),Auxiliary Contacts(DC-12V)




MPS-83-RR-A (Fire Siren/Strobe Separate)(CE)

- Voltage: 24VDC, (2 Contact-Use for Fire Control Panel)
- Current: 95mA (Normal 150mA)
- Power: 112dB/30cm ; Color: RED COLOR
- Light Output: ≥ 1.2 WS, Flash Rate: < 2.0 seconds, Light Life: ≥ 30000 flashes
- Size: Base: 185 x 130 x 70mm
- Weight: 300g
- Packing: 40PCS/CTN
- Sound: Fire Sweep, Fire Siren, Ambulance Car Tone



MB-F111 (Electronic Fire Bell)

- New design EUROPEAN shape fire alarm bell with loud-ness electric sound
- Voltage: 24VDC (25mA)(Bell Tone only)
- Sound: 100dB +/- 4dB (at 24VDC, 1 meter)
- Tone: Bell or Sweep or Siren tone
- Operating current (at 24VDC): 22mA (bell only); 50mA (with strobe)
- Material: Polycarbonate (UL94V-2), Color: Red



MB-FS100A (Elec. Bell+Bright LED Strobe)

- Electronic fire bell and brand new caving-in type harmonic bell sound
- Voltage: 24VDC (50mA)
- Voltage: 12VDC (100mA)
- Sound: 100dB +/- 5dB (at 24VDC, 1 meter)
- Strobe: 8,000mcd, six super bright LEDs
- Tone: Harmonic bell sound or Sweep tone or Siren sound
- Operating current (at 24VDC): 22mA (bell only); 50mA
- Material: Polycarbonate (UL94V-2), Color: Red



MB-F111 (Electronic Fire Bell)

- Electronic fire bell and brand new caving-in type harmonic bell sound
- Voltage: 24VDC
- Sound: 100dB +/- 5dB (at 24VDC, 1 meter)
- Strobe: 8,000mcd, six super bright LEDs
- Tone: Sweep tone
- Operating current (at 24VDC): 22mA (bell only); 50mA (with strobe)
- Material: Polycarbonate (UL94V-2), Color: Red

Smoke Detector



MCL-280C (Combination Smoke & Heat Detector)(CE)

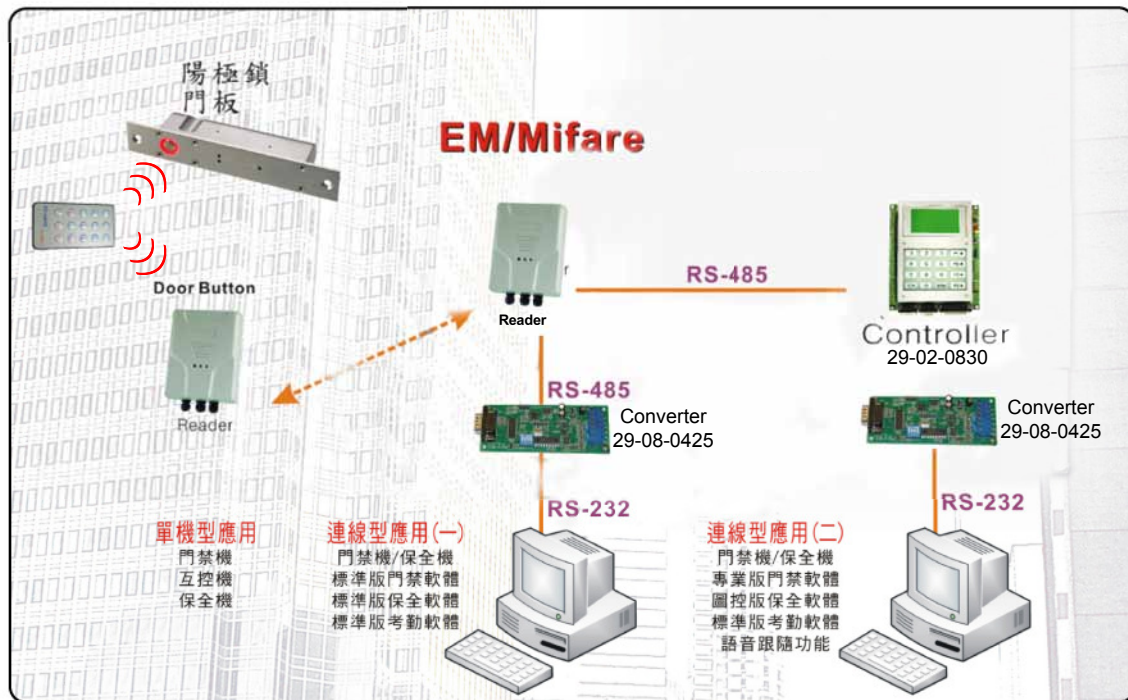
- Voltage: DC · 16~32V (DC-24V, 2WIRE)
- Alarm Current: 60mA maximum
- Standby current: 60uA average, 90uA peak at 24VDC
- Standby current: 40uA average, 60uA peak at 16VDC
- Relative Humidity: 0 to 95% RH
- Detector sensitivity: nominal set at 10%/50cm
- Aux. Relay Rating: 0.5A @ 120VAC / 1A @ 24V DC
- Power Connector: Don't direct contact DC-24V, need connect Fire control panel
- Type: Normal Type(DC-24V), Remote Indicator(DC-24V), Auxiliary Contacts(DC-12V)



MCL-280+6 Inch Back Cover (PHOTOELECTRIC SMOKE DETECTOR) (CE)

- Accessory: 6 Inch Back Cover
- Voltage: DC · 16~32V (DC-24V, 2WIRE)
- Alarm Current: 60mA maximum
- Standby current: 60uA average, 90uA peak at 24VDC
- Standby current: 40uA average, 60uA peak at 16VDC
- Environmental temperature: 32 to 140 degrees Fahrenheit
- Humidity: 0 to 95% RH
- Detector sensitivity: nominal set at 10%/50cm
- Power Connector: Don't direct contact DC-24V, need connect Fire control panel

Access Control System 門禁 / 保安多功能讀卡系統



門禁/保全/互控/三合一讀卡機 Mifare


智慧型光電式數位陽極鎖

Product Code: 29-05-0330

產品特點

鎖芯在1秒內上鎖行程未達100%，立即自動收回鎖芯保護設計
鎖芯上鎖成功或失敗，都會立即發出警報聲告知使用者功能
具有TTL及Relay二種開鎖訊號模式，可任意選擇切換模式設定
具有一組乾接點訊號輸入，可接收讀卡機Relay乾接點訊號控制電鎖
具有一組獨立的乾接點訊號輸入，可獨立外接開門按鈕或各式偵測器
具有一組獨立的乾接點訊號輸出，可指示鎖芯上鎖或開鎖狀態
獨特高亮度LED光環指示燈，顯示電鎖電源與電鎖狀態是否正常
具有10段開門後，上鎖延遲時間設定功能(0秒~9秒)
具有10段開鎖後，未開門重新上鎖時間設定功能(2秒~20秒)
採用紅外線遙控器設定各種開/上鎖時間、電鎖控制模式、開關警音等
電鎖安裝完成後無須拆卸，安裝者或使用者可利用遙控器重新設定

高品質 高效能 低價位
您需要的智慧型電鎖系統
來自 PC-SAFE



光棒型紅外線/語音感應式三合一讀卡機



PC-SA330

產品規格

輸入電源: DC12V 1.0A
電源指示: 光環型LED顯示裝置
動作指示: 蜂鳴器聲響(短音)
異常指示: 蜂鳴器聲響(連續音)
設定操作: 紅外線遙控設定器
尺寸規格: L200mmxW34mmxH43mm

PC-SAFE Access Control System

項目/規格/型號	PC-MF8000
機型名稱	(單機/連線二用型門禁機; 單機/連線二用型保全機; 單機型互控機)
感應頻率	ISO14443A Mifare13.56MHz
卡片容量	4,000張
歷史資料容量	PC-MF8000型8,000筆
感應距離	MAX 3~8cm
顯示裝置	三色動作狀態指示燈柱
通訊與控制方式	(RS-485; Wiegand 26/34bit; Relay) 不同機型
紅外線無線傳輸	紅外線無線遙控設定器
語音輸出	中文/英文: 啟用/關閉; 內建式防磁超薄型高傳真語音喇叭
控制電鎖輸出	TTL數位訊號光電式數位陽極鎖; Relay訊號一般電鎖
狀態輸出	電鈴訊號 / 反脅迫訊號
防破壞拆裝置	1組防破壞NC訊號輸出
工作環境	室內/室外
工作溫度	攝氏-10度~50度
工作溼度	90%RH; 無結露狀態
輸入電源	DC12V 350mA
機構材質	PC+PBT強化塑鋼機構材質
外型尺寸(mm)	83.3W x 122.3H x 26.3D mm

Garrison

Access Control



**Garrison LK-102R2 2擊 遙控開關
(連一個搖控器)**

Product Code: 29-09-3102

Features:

- Receiver power source: DC11~15V
- Effective distance: more than 30M
- Frequency: 300~ 400 MHz (RF)
- Code combination: 8-Bit
(Codes can be programmed by yourself)
- Relay contact: 5A/120VAC (2-Relay)



**Garrison LK-102P 捲閘遙控器
(四擊, For LK-102R)**

Product Code: 29-09-1102



**Garrison LK-102P-R2 遙控器
(二擊, For LK-102R2)**

Product Code: 29-09-4102



**Garrison LK-102R 4擊 捲閘遙控開關
(連一個搖控器)**


Product Code: 29-09-2102

Features:

- Effective range of reception: 30m
- Remote control of on/off
- Compatible with setting of all alarm controllers

Teledar

Access Control



Teledar TP012

電鎖控制底板 (TIMER, 關門提醒器, 穩壓電源)

Product Code: 29-09-0012



Teledar P015-5C

0-15V直流穩壓電源底板(附充電器)


Product Code: 29-09-0015



Teledar T203

電鎖控制器 (附Timer, 關門提示及充電位)

Product Code: 29-09-0203



Teledar T206

直流穩壓電源控制器(12V3A, 附充電器)

Product Code: 29-09-0206



Teledar T208

Interlock 電鎖控制器

Product Code: 29-09-0208



Teledar TM01-2

多功能時間擊(延時, 關門提示, 振盪器)

Product Code: 29-09-1012

Standard features for NUSUN Intelligent Mixing Power Amplifier (CE)

合併式4分區功放 (3L/3M):

- Speaker output: Balanced 4-160Ω, 70V, 100V
- Frequency response: 100Hz - 16kHz
- 3 MIC inputs, 3 AUX inputs, 1 AUX outputs for line
- Transformer isolated 70V, 100V and 8Ω speaker outputs
- Auto muting function, easy to insert into priority broadcast
- Siren function, easy to insert into emergency broadcast



CE Mixing Amp series

Product Code	Model number	Output Power	Power Consumption
28-01-5060	CE060	60W	100W
28-01-5150	CE150	150W	200W
28-01-5240	CE250	250W	300W
28-01-5500	CE500	500W	600W

Standard features for NUSUN Mixing Power Amplifier (V) (3L/3M):

- 4 zones output, individual volume control for each zone (可控制4分區音量功放)
- 6 steps volume control for each zone
- VFD display screen
- 3 AUX inputs, 3 MIC inputs, 1 AUX output
- Frequency response: 100Hz~16KHz
- Speaker output: 70V, 100V, Balanced 4-160Ω



Mixing Power Amplifier (V) Series

Product Code	Model number	Rated power output	Power Consumption
28-01-4080	V-1080	80W	120W
28-01-4120	V-1120	120W	160W
28-01-4240	V-1240	240W	300W
28-01-4360	V-1360	360W	400W
28-01-4500	V-1500	500W	600W

NUSUN X-8 120W Mixing Power Amplifier (Tuner/3L/2M) 合併式4分區功放

Product Code: 28-01-0008

Specification:

- VFD display screen
- Multi-function remote controller
- Rated power output: 120W
- Power Consumption: 100W
- Frequency response: 100Hz~16KHz
- Speaker output: 70V, 100V, Balanced 4-160Ω



X-8

NUSUN ME6801 Mixing Pre-Amplifier (5mic/3Aux)

Product Code: 28-70-6801



ME6801

NUSUN Power Amplifier

Standard features for NUSUN Power Amplifier (SE):

- Speaker output: Balanced 4-160Ω, 70V, 100V
- Frequency response: 70Hz - 18kHz

Product Code	Model number	Output Power	Power Consumption
28-06-0200	SE 200	200W	250W
28-06-0300	SE 300	300W	400W
28-06-0500	SE 500	500W	600W
28-06-1000	SE 1000	1000W	1200W
28-06-1500	SE 1500	1500W	1800W
28-06-2000	SE 2000	2000W	2400W



SE 200



SE 2000

NUSUN ME6802 16ch Speaker Selector (3in/12out)

Product Code: 28-08-6802

Features:

- 3 BGM (background music) inputs, 1 EMC(paging)input, 12 zones outputs, freely selectable
- EMC (paging) signal can be distributed to each zone or all zones
- Use double-color LED to indicate status
- No crosstalk when transmitting at long distance



NUSUN ME6806 16ch Power Controller

Product Code: 28-16-6806

Features:

- Up to 16 power channels to be switched on/off in sequence
- Manual control through electronic key, Auto control through timer
- Max. capacity 3KVA for each channel, 5KVA total capacity



NUSUN ME6811 Signal Distributor (2in/6out)

Product Code: 28-70-6811

Features:

- 2 channels input, and the input gain of channel can be adjusted individually
- 6 channels output, and the output gain of each channel can be adjusted individually
- Balanced input, balanced output
- The output of each channel can be switched between input A and input B signal source, with LED indicator



NUSUN ME6805A Tuner/CF Card/USB Player

Product Code: 28-12-6805

NUSUN ME6805D Tuner/CF Card/USB Player (8 zone Output)

Product Code: 28-12-6880





PUBLIC ADDRESS SPEAKERS

A completely novel design that is a true combination of form and function.

TOA engineers have worked long and hard to create round speakers with an optimal balance of design and performance.

Pendant and projection speakers are inspired by the finest lighting fixtures, for a perfect harmony with architecture and decor.

Repaintable speakers allow you to customize the color any way you like.

High sound pressure level of up to 30W input ensures excellent sound reproduction in high-ceiling and wall-mount applications.

Uncomplicated and easy-to-use fittings cut installation time to half that of conventional models.

Simple and easy installation, thanks to TOA's new proprietary SUS spring-based installation method.

All speakers employ the same simple and easy installation method, unaffected by their diameter size.

Greater variety of ceiling flush-mount speaker diameters and functions, for application flexibility that suits every situation.

Finely crafted design with thin panel that does not detract from venue architecture or interior decor



PJ-64/304 Projection Speaker
Supplied brackets ensure flexible speaker direction changes.



PE-64/304 Pendant Speaker
Sturdy cable, extendable up to 5 meters, enables speaker mounting even from a high ceiling.



PC-2869/2852

PC-2369

PC-1869

Choice of horizontal or vertical installation for a more exact match with the venue.

Innovative BS-634 and BS-680F/FC design is based on the Golden Ratio (1:1.618), a proportion widely used in Western architecture that is especially pleasing to the eye. Surface stains easily removable from metal punching net.



BS-1034S



BS-634/634T/1034

Unparalleled ease and simplicity of installation, with simultaneous wiring and mounting capability, then just putting in the speaker unit.



BS-678
Suitable for a wide range of applications, and with an excellent cost-performance ratio. Quick and easy installation.



BS-680F/FC
Strong, all-metal body construction makes this an ideal speaker for emergency broadcasting applications.



BS-633A/AT
Six watts of output power is double that of 3W conventional speakers. Excellent cost-performance ratio.

SPECIFICATIONS

Ceiling Mount Speakers

Model No.	PC-1869 (28-10-1869)	PC-2369 (28-10-2369)	PC-2869 (28-10-2869)	PC-2852 (28-10-2852)
Speaker Component	5"(12cm) cone-type	6"(16cm) double cone-type	8"(20cm) double cone-type	8"(20cm) Coaxial 2-way cone-type
Rated Input	100V LINE: 6W, 70V LINE: 3W			100V LINE: 15W, 70V LINE: 15W
Impedance	100V LINE: 1.7 k Ω (6W), 3.3 k Ω (3W), 6.7 k Ω (1.5W), 13 k Ω (0.8W) 70V LINE: 1.7 k Ω (3W), 3.3 k Ω (1.5W), 6.7 k Ω (0.8W), 13 k Ω (0.4W)			100V LINE: 670 Ω (15W), 1k Ω (10W), 2k Ω (5W), 3.3k Ω (3W) 70V LINE: 330 Ω (15W), 670 Ω (7.5W), 1k Ω (5W), 2k Ω (2.5W), 3.3k Ω (1.5W)
Sound Pressure Level (1m/1W)	90 dB	93dB	94dB	96dB
Frequency Response	55 ■ 18,000 Hz	45 ■ 20,000 Hz	40 ■ 20,000 Hz	45 ■ 20,000 Hz
Input Terminal	Push-in terminal			
Finish	Baffle: Steel plate, off-white, paint/Grille: Surface-treated steel plate net, off-white, paint			
Dimensions	ø180 × 72 (D)mm (ø7.09" × 2.83")	ø230 × 79 (D)mm (ø9.06" × 3.11")	ø280 × 92(D)mm (ø11.02" × 3.62")	

Wall Mount Speakers

Model No.	BS-633A (28-03-0633)	BS-633AT (28-03-1633)	BS-634 (28-03-0634)	BS-634T (28-03-1634)	BS-1034 (28-03-1034)	BS-1034S (28-03-1134)
Speaker Component	5" (12cm) cone-type		5"(12cm) cone-type		5"(12cm) cone-type + balanced dome tweeter	
Rated Input	100V LINE: 6W, 70V LINE: 3W		100V LINE: 6W, 70V LINE: 3W		100V LINE: 10W, 70V LINE: 10W	
Impedance	100V LINE: 1.7 k Ω (6W), 3.3 k Ω (3W), 10 k Ω (1W) 70V LINE: 1.7 k Ω (3W), 3.3 k Ω (1.5W), 10 k Ω (0.5W)	100V LINE: 1.7 k Ω (6W), 3.3 k Ω (3W) 70V LINE: 1.7 k Ω (3W), 3.3 k Ω (1.5W)	100V LINE: 1.7 k Ω (6W), 3.3 k Ω (3W) 70V LINE: 1.7 k Ω (3W), 3.3 k Ω (1.5W)	100V LINE: 1.7 k Ω (6W) 70V LINE: 1.7k Ω (3W)	100V LINE: 1k Ω (10W), 2k Ω (5W), 3.3k Ω (3W), 10k Ω (1W) 70V LINE: 500 Ω (10W), 1k Ω (5W), 2k Ω (2.5W), 3.3k Ω (1.5W), 10k Ω (0.5W)	
Sound Pressure Level (1m/1W)	91 dB		90 dB		90 dB	
Frequency Response	120 ■ 15,000Hz		120 ■ 18,000Hz		120 ■ 20,000Hz	
Input Terminal	Push-in terminal		M4 screw terminal		M4 screw terminal	
Attenuation	3W: OFF, 1(-12dB), 2(-6dB), 3(0dB) 6W: OFF, 1(-13dB), 2(-7dB), 3(0dB)		OFF, 1(-12dB), 2(-6dB), 3(0dB)			
Finish	Case: ABS resin, Off-white Rear board: Hard board		Enclosure: HIPS resin, off-white Grille: Surface-treated steel plate net, off-white, paint		Enclosure: HIPS resin, off-white Grille: Steel plate net, off-white, paint	Enclosure: HIPS resin, silver, paint Grille: Steel plate net, silver, paint
Dimensions	173(W) × 195(H) × 101(D)mm (6.81" × 7.68" × 3.98")		210(W) × 330(H) × 80(D)mm (8.27" × 12.99" × 3.15")			

Model No.	BS-678 (28-03-0678)	BS-680F (28-03-0680)	BS-680FC (28-03-1680)
Speaker Component	6"(16cm) double cone-type	6"(16cm) double cone-type	
Rated Input	100V LINE: 6W, 70V LINE: 3W	100V LINE: 6W, 70V LINE: 3W	
Impedance	100V LINE: 1.7 k Ω (6W), 3.3 k Ω (3W), 6.7 k Ω (1.5W), 13 k Ω (0.8W) 70V LINE: 1.7 k Ω (3W), 3.3 k Ω (1.5W), 6.7 k Ω (0.8W), 13 k Ω (0.4W)	100V LINE: 1.7 k Ω (6W), 3.3 k Ω (3W), 6.7 k Ω (1.5W), 13 k Ω (0.8W) 70V LINE: 1.7 k Ω (3W), 3.3 k Ω (1.5W), 6.7 k Ω (0.8W), 13 k Ω (0.4W)	
Sound Pressure Level (1m/1W)	94 dB	94 dB	
Frequency Response	150 ■ 20,000 Hz	150 ■ 20,000 Hz	
Input Terminal	Push-in terminal	Push-in terminal	Screw connector (ceramic terminal)
Finish	Baffle: HIPS resin, off-white Cabinet: Wood, off-white Grille: Surface-treated steel plate net, off-white	Baffle: Steel plate, off-white Cabinet: Steel plate, off-white Grille: Surface-treated steel plate net, off-white	
Dimensions	250(W) × 190(H) × 110(D)mm (9.84" × 7.48" × 4.33")	310(W) × 190(H) × 87.2(D)mm (12.20" × 7.48" × 3.43")	

Pendant Speakers

Model No.	PE-64 (28-19-0064)	PE-304 (28-19-0304)
Speaker Component	5"(12cm) cone-type	5"(12cm) cone-type + balanced dome tweeter
Rated Input	100V LINE: 6W, 70V LINE: 3W	100V LINE: 30W, 70V LINE: 30W LOW IMP.: 8 Ω
Impedance	100V LINE: 1.7k Ω (6W), 3.3k Ω (3W), 10 k Ω (1W) 70V LINE: 1.7k Ω (3W), 3.3k Ω (1.5W), 10 k Ω (0.5W)	100V LINE: 330 Ω (30W), 500 Ω (20W), 670 Ω (15W), 1k Ω (10W), 2k Ω (5W) 70V LINE: 170 Ω (30W), 250 Ω (20W), 330 Ω (15W), 500 Ω (10W), 1 k Ω (5W) LOW IMP: 8 Ω (30W)
Sound Pressure Level	90 dB	91dB
Frequency Response	100 ■ 18,000 Hz	70 ■ 20,000 Hz
Input Terminal	Push-in terminal	
Finish	Enclosure: HIPS resin, off-white/Grille: Surface-treated steel plate net, off-white, paint	
Dimensions	ø186 × 251(H) mm (ø7.32" × 9.88") (unit only)	

Projection Speakers

Model No.	PJ-64 (28-15-1064)	PJ-304 (28-15-1304)
Speaker Component	5"(12cm) cone-type	5"(12cm) cone-type + balanced dome tweeter
Rated Input	100V LINE: 6W, 70V LINE: 3W	100V LINE: 30W, 70V LINE: 30W LOW IMP.: 8 Ω
Impedance	100V LINE: 1.7k Ω (6W), 3.3k Ω (3W), 10 k Ω (1W) 70V LINE: 1.7k Ω (3W), 3.3k Ω (1.5W), 10 k Ω (0.5W)	100V LINE: 330 Ω (30W), 500 Ω (20W), 670 Ω (15W), 1k Ω (10W), 2k Ω (5W) 70V LINE: 170 Ω (30W), 250 Ω (20W), 330 Ω (15W), 500 Ω (10W), 1k Ω (5W) LOW IMP.: 8 Ω (30W)
Sound Pressure Level	90 dB	91dB
Frequency Response	100 ■ 18,000 Hz	70 ■ 20,000 Hz
Input Terminal		
Finish	Enclosure: HIPS resin, off-white/Grille: Surface-treated steel plate net, off-white, paint	
Dimensions	ø186 × 369(H) mm (ø7.32" × 14.33")	



Human society with
Sound & Communication

*An innovative balance of form and function,
plus superbly easy installation.*

Wall Speaker



Product Code: 28-03-0901
NUSUN BS901
 20W 壁掛喇叭,
 110~14,000Hz



Product Code: 28-03-0909
NUSUN BS909
 10W 壁掛喇叭,
 110~13,000Hz



Product Code: 28-03-0902
NUSUN BS902
 20W 壁掛喇叭,
 110~15,000Hz



Product Code: 28-03-0915
NUSUN BS915
 20W 壁掛喇叭,
 55~18,000Hz (入牆安裝型)



Product Code: 28-03-0903
NUSUN BS903
 10W 壁掛喇叭,
 130~14,000Hz



Product Code: 28-03-0924
NUSUN BS924
 20W 壁掛 Hi-Fi 喇叭 (白色)
 80~20,000Hz



Product Code: 28-03-0904
NUSUN BS904
 20W 壁掛喇叭 (白色),
 120~16,000Hz



Product Code: 28-03-0925
NUSUN BS925
 30W 壁掛 Hi-Fi 喇叭 (白色)
 75~20,000Hz



Product Code: 28-03-0905
NUSUN BS905
 80W 壁掛喇叭 (內置分音器)
 80~16000Hz



Product Code: 28-03-0926
NUSUN BS926
 40W 壁掛 Hi-Fi 喇叭 (白色)
 70~20,000Hz



Product Code: 28-03-0906
NUSUN BS906
 6W 壁掛喇叭,
 110~13,000Hz

Projector Speaker



Product Code:28-15-0102
NUSUN TS102
 10W 全鋁合金定向喇叭,
 150-14,000Hz



Product Code:28-15-0106
NUSUN TS106
 40W 全鋁合金雙向喇叭,
 150-14,000Hz



Product Code:28-15-0103
NUSUN TS103
 20W 全鋁合金雙向喇叭,
 150-14,000Hz



Product Code:28-15-0107
NUSUN TS107
 10W 塑料定向喇叭,
 160-16,000Hz



Product Code:28-15-0104
NUSUN TS104
 20W 全鋁合金定向喇叭,
 150-14,000Hz



Product Code:28-15-0015
NUSUN PS15
 30W 定向號角喇叭,
 120-15,000Hz

Outdoor Column Speaker 豪華室外音柱



Product Code:28-03-0302
NUSUN DS302
 25W 豪華室外音柱,
 150-16,000Hz

Product Code:28-03-6600
NUSUN DS301
 15W 豪華室外音柱,
 150-16,000Hz



Product Code:28-03-0304
NUSUN DS304
 45W 豪華室外音柱,
 150-16,000Hz

Product Code:28-03-0303
NUSUN DS303
 35W 豪華室外音柱,
 150-16,000Hz


Ceiling Speaker


CS-603


Product Code: 28-10-0603
6W 天花喇叭 (103mm)
Frequency: 110-13,000Hz


CS-606

Product Code: 28-10-1606
6W 天花喇叭 (245mm)
Frequency: 110-13,000Hz


CS-609

Product Code: 28-10-0609
6W 天花喇叭 (190mm)
Frequency: 110-13,000Hz


CS-802

Product Code: 28-10-0802
3W 天花喇叭 (180mm)
Frequency: 130~14,000Hz


TS101

Product Code: 28-19-0101
20W 塑料吊頂喇叭
Frequency: 120~14,000Hz


TS108

Product Code: 28-19-0108
10W 塑料吊頂喇叭
Frequency: 160~16,000Hz

PA Accessories


YK405D

Product Code: 28-08-4005
5W Volume (強切功能)

YK460D

Product Code: 28-08-4060
60W Volume (強切功能)

YK430D

Product Code: 28-08-4030
30W Volume (強切功能)

YK4120D

Product Code: 28-08-4120
120W Volume (強切功能)


YK805D

Product Code: 28-08-8005
5W Volume/5ch Selector
(強切功能)

YK830D

Product Code: 28-08-8030
30W Volume/5ch Selector
(強切功能)

YK8120D

Product Code: 28-08-8120
120W Volume/5ch Selector
(強切功能)

YK860D

Product Code: 28-08-8060
60W Volume/5ch Selector
(強切功能)

Enclosed Switching Power Supply


15 Watts (Case 905 / Size : 99x97x36mm)

- 64-07-0105 Meanwell S-15- 5 15W DC5V/3A 電源供應器 S15-5(10001)
 64-07-0112 Meanwell S-15-12 15W DC12V/1.3A 電源供應器 S15-12(10002)
 64-07-0124 Meanwell S-15-24 15W DC24V/0.7A 電源供應器 S15-24(10003)



35 Watts (Case 903 / Size : 129x98x38mm)

- 64-07-0305 Meanwell S-35- 5 35W DC5V/7A 電源供應器 S35-5(10021)
 64-07-0312 Meanwell S-35-12 35W DC12V/3A 電源供應器 S35-12(10022)
 64-07-0315 Meanwell S-35-15 35W DC15V/2.4A 電源供應器 S35-15(10023)
 64-07-0324 Meanwell S-35-24 35W DC24V/1.5A 電源供應器 S35-24(10024)



50 Watts (Case 901 / Size : 159x97x38mm)

- 64-07-0505 Meanwell S-50- 5 50W DC5V/10A 電源供應器 S50-5(10041)
 64-07-0512 Meanwell S-50-12 50W DC12V/4.2A 電源供應器 S50-12(10042)
 64-07-0515 Meanwell S-50-15 50W DC15V/3.4A 電源供應器 S50-15(10043)
 64-07-0524 Meanwell S-50-24 50W DC24V/2.1A 電源供應器 S50-24(10044)



100 Watts (Case 902 / Size : 199x98x38mm)

- 64-07-1003 Meanwell S-100- 3 100W DC3V/20A 電源供應器 S100-3(10061)
 64-07-1005 Meanwell S-100- 5 100W DC5V/20A 電源供應器 S100-5(10062)
 64-07-1010 Meanwell S-100-10 100W DC10V/10A 電源供應器 S100-10(10064)
 64-07-1012 Meanwell S-100-12 100W DC12V/8.5A 電源供應器 S100-12(10065)
 64-07-1015 Meanwell S-100-15 100W DC15V/ 6.7A 電源供應器 S100-15(10066)
 64-07-1018 Meanwell S-100-18 100W DC18V/5.6A 電源供應器 S100-18(10070)
 64-07-1024 Meanwell S-100-24 100W DC24V/4.5A 電源供應器 S100-24(10067)
 64-07-1048 Meanwell S-100-48 100W DC48V/2A 電源供應器 S100-48(10069)



145 Watts (Case 902 / Size : 199x98x38mm)

- 64-07-1405 Meanwell S-145- 5 145W DC5V/25A 電源供應器 S145-5(10711)
 64-07-1407 Meanwell S-145-7.5 145W DC7.5V/18A 電源供應器 S145-7.5(10712)
 64-07-1412 Meanwell S-145-12 145W DC12V/12A 電源供應器 S145-12(10713)
 64-07-1415 Meanwell S-145-15 145W DC15V/9.6A 電源供應器 S145-15(10714)
 64-07-1424 Meanwell S-145-24 145W DC24V/6A 電源供應器 S145-24(10715)



200 Watts (Case 912B / Size : 215x115x50mm)

- 64-07-2005 Meanwell S-201- 5 200W DC5V/40A 電源供應器 S201-5(10411)
 64-07-2012 Meanwell S-201-12 200W DC12V/16.5A 電源供應器 S201-12(10413)
 64-07-2013 Meanwell S-201-13.5 200W DC13.5V/14.7A 電源供應器 S201-13.5(10414)
 64-07-2015 Meanwell S-201-15 200W DC15V/13A 電源供應器 S201-15(10415)
 64-07-2024 Meanwell S-201-24 200W DC24V/8.3A 電源供應器 S201-24(10416)
 64-07-2048 Meanwell S-201-48 200W DC48V/4.2A 電源供應器 S201-48(10418)



350 Watts (Case 912A / Size : 199x98x38mm)

- 64-07-3505 Meanwell S-350- 5 350W DC5V/50A 電源供應器(有散熱風扇) S350-5(10421)
 64-07-3512 Meanwell S-350-12 350W DC12V/29A 電源供應器(有散熱風扇) S350-12(10423)
 64-07-3513 Meanwell S-350-13.5 350W DC13.5V/25.8A 電源供應器(有散熱風扇) S350-13.5(10424)
 64-07-3524 Meanwell S-350-24 350W DC24V/14.6A 電源供應器(有散熱風扇) S350-24(10426)
 64-07-3548 Meanwell S-350-48 350W DC48V/7.3A 電源供應器(有散熱風扇) S350-48(10428)



“Waterproof” Switching Power Supply (IP64 to IP67, UL, CE Approved)

60 Watts (Size : 172x61.5x39mm)

64-29-0612 Meanwell CLG-60-12 60W DC12V/5A "IP67" 電源供應器 CLG-60-12

64-29-0624 Meanwell CLG-60-24 60W DC24V/2.5A "IP67" 電源供應器 CLG-60-24



100 Watts (Size : 222x68x39mm)

64-29-1012 Meanwell CLG-100-12 100W DC12V/5A "IP67" 電源供應器 CLG-100-12 (11471)

64-29-1024 Meanwell CLG-100-24 100W DC24V/4A "IP67" 電源供應器 CLG-100-24 (11474)



Din Rail Switching Power Supply (UL, CE Approved)

45 Watts (Case 918A / Size : 78x93x67mm)

64-37-4505 Meanwell DR-4505 45W DC5V/5A Din Rail 電源供應器 DR-4505 (10441)

64-37-4512 Meanwell DR-4512 45W DC12V/3.5A Din Rail 電源供應器 DR-4512 (10442)

64-37-4524 Meanwell DR-4524 45W DC24V/2A Din Rail 電源供應器 DR-4524 (10444)



120 Watts (Case 921 / Size : 65.5x125.2x100mm)

64-37-1212 Meanwell DR-120-12 120W DC12V/10A Din Rail 電源供應器 DR-120-12 (10541)

64-37-1224 Meanwell DR-120-24 120W DC24V/5A Din Rail 電源供應器 DR-120-24 (10542)

64-37-1248 Meanwell DR-120-48 120W DC48V/2.5A Din Rail 電源供應器 DR-120-48 (10543)



Enclosed DC to DC Converter (CE Approved)

25 Watts (Case 905 / Size : 99x97x36mm)

64-77-2512 Meanwell SD-25A-12 25W ip,9-18V op,12V 電源供應器 SD-25A-12 (32002)

64-77-2524 Meanwell SD-25B-12 25W ip,9-36V op,12V 電源供應器 SD-25B-12 (32005)

64-77-5012 Meanwell SD-50A-12 50W ip,9-18V op,12V 電源供應器 SD-50A-12

64-77-5024 Meanwell SD-50C-24 50W ip,36-72V op,24V 電源供應器 SD-50C-24



Lead- Acid Battery Charger

Intelligence Battery Charger

(With Power Supply/ Case 906/ Size : 199x110x50mm)

64-08-1551 Meanwell AD-155A UPS Supply (DC13.8V10.5A & DC13.3V0.5A/For Cha AD-155A (10491)


64-08-1552 Meanwell AD-155B UPS Supply (DC27.6V5.5A & DC27.1V0.5A/For Char AD-155B (10492)



Mini Enclosed Switching Power Supply (UL, CE Approved)

25 Watts (Size : 79x51x28mm)

- 64-47-0205 Meanwell RS-25-05 25W DC5V/5A 電源供應器 RS-25-5(10732)
 64-47-0212 Meanwell RS-25-12 25W DC12V/2.1A 電源供應器 RS-25-12(10733)
 64-47-0224 Meanwell RS-25-24 25W DC24V/1.1A 電源供應器 RS-25-24(10735)



100 Watts (Size : 159x97x38mm)

- 64-47-1005 Meanwell RS-100-05 100W DC5V/16A 電源供應器 RS-100-05(10722)
 64-47-1012 Meanwell RS-100-12 100W DC12V/8.5A 電源供應器 RS-100-12(10733)
 64-47-1024 Meanwell Meanwell RS-100-24 100W DC24V/4.5A 電源供應器 RS-100-24(10775)



Desktop Switching Power Supply (UL, CE Approved)

18 Watts (IEC Type Socket / Size : 93x54x36mm)

- 64-17-1805 Meanwell ES18A05-P1J DC5V/3A 電源供應器 ES18A05P1J(13802)
 64-17-1812 Meanwell ES18A12-P1J DC12V/1.50A 電源供應器 ES18A12P1J(13805)
 64-17-1815 Meanwell ES18A15-P1J DC15V/1.20A 電源供應器 ES18A15P1J(13806)



25 Watts (IEC Type Socket / Size : 93x54x36mm)

- 64-17-2505 Meanwell ES25A05-P1J DC5V/4A 直流電源供應器 ES25A05-P1J(13832)
 64-17-2509 Meanwell ES25A09-P1J DC9V 2.77A 電源供應器 ES25A09-P1J(13834)
 64-17-2512 Meanwell ES25A12-P1J DC12V/2.08A 電源供應器 ES25A12-P1J(13835)
 64-17-0603 Meanwell ES25B12-P1J DC12V/2.08A 電源供應器 ES25B12-P1J(13845)
 64-17-2515 Meanwell ES25A15-P1J DC15V/1.66A 電源供應器 ES25A15-P1J(13836)
 64-17-2524 Meanwell ES25A24-P1J DC24V/1.04A 電源供應器 ES25A24-P1J(13838)



40 Watts (IEC Type Socket / Size : 108x67x36mm)

- 64-17-4005 Meanwell P40A-1P2J DC5V/5A 電源供應器 P40A-1P2J(13502)
 64-17-4009 Meanwell P40A-2P2J DC9V/3.88A 電源供應器 P40A-2P2J(13504)
 64-17-4012 Meanwell P40A-3P2J DC12V/3.33A 電源供應器 P40A-3P2J(13505)
 64-17-4018 Meanwell P40A-5P2J DC18V/2.22A 電源供應器 P40A-5P2J(13507)
 64-17-4024 Meanwell P40A-6P2J DC24V/1.66A 電源供應器 P40A-6P2J(13508)



66 Watts (IEC Type Socket / Size : 147x76x43mm)

- 64-17-6009 Meanwell P66A-2P2J DC9V/5.55A 電源供應器 P66A-2P2J(13594)
 64-17-6012 Meanwell P66A-3P2J DC12V/5.5A 電源供應器 P66A-3P2J(13595)
 64-17-6015 Meanwell P66A-4P2J DC15V/4.4A 電源供應器 P66A-4P2J(13596)
 64-17-6018 Meanwell P66A-5P2J DC18V/3.33A 電源供應器 P66A-5P2J(13597)
 64-17-6024 Meanwell P66A-6P2J DC24V/2.75A 電源供應器 P66A-6P2J(13598)



80 Watts (IEC Type Socket / Size : 168x79x45mm)

- 64-17-8012 Meanwell U65S105-P2J DC12V/6.66A 電源供應器 U65S105-P2J(13674)
 64-17-8018 Meanwell U65S107-P2J DC18V/4.44A 電源供應器 U65S107-P2J(13676)
 64-17-8024 Meanwell U65S108-P2J DC24V/3.33A 電源供應器 U65S108-P2J(13677)
 64-17-6511 Meanwell U65S111-P2J DC48V/1.66A 電源供應器 U65S111-P2J(13679)



Enclosed Switching Power Supply (UL, CE Approved)


60 Watts (Case 901 / Size : 159x97x38mm)

- 64-70-0605 Meanwell S-60- 5 60W DC5V/12A 直流電源供應器 S-60-5(10051)
 64-70-0612 Meanwell S-60-12 60W DC12V/5A 直流電源供應器 S-60-12(10052)
 64-70-0615 Meanwell S-60-15 60W DC15V/4A 直流電源供應器 S-60-15(10053)
 64-70-0624 Meanwell S-60-24 60W DC24V/2.5A 直流電源供應器 S-60-24(10054)



100 Watts (Case 902 / Size : 199x98x38mm)

- 64-70-1005 Meanwell S-100F- 5 100W DC5V/20A 直流電源供應器 S-100F-5(10071)
 64-70-1012 Meanwell S-100F-12 100W DC12V/8.5A 直流電源供應器 S-100F-12(10073)
 64-70-1024 Meanwell S-100F-24 100W DC24V/4.5A 直流電源供應器 S-100F-24(10075)
 64-70-1048 Meanwell S-100F-48 100W DC48V/2A 直流電源供應器 S-100F-48(10076)



150 Watts (Case 906 / Size : 199x110x50mm)

- 64-70-1505 Meanwell S-150- 5 150W DC5V/30A 電源供應器 S-150-5(10081)
 64-70-1512 Meanwell S-150-12 150W DC12V/12.5A 電源供應器 S-150-12(10084)
 64-70-1515 Meanwell S-150-15 150W DC15V/10.0A 電源供應器 S-150-15(10085)
 64-70-1524 Meanwell S-150-24 150W DC24V/6.5A 電源供應器 S-150-24(10086)
 64-70-1527 Meanwell S-150-27 150W DC27V/5.6A 電源供應器 S-150-27(10089)
 64-70-1548 Meanwell S-150-48 150W DC48V/3.2A 電源供應器 S-150-48(10087)



200 Watts (Case 916B / Size : 199x99x50mm)

- 64-70-2012 Meanwell SP-200-12 200W DC12/16.7A 電源供應器 SP-200-12(10404)
 64-70-2024 Meanwell SP-200-24 200W DC24V/8.4A 電源供應器 SP-200-24(10407)
 64-70-2048 Meanwell SP-200-48 200W DC48V/4.2A 電源供應器 SP-200-48(10409)



240 Watts (Case 911 / Size : 190x93x65mm)

- 64-70-2412 Meanwell S-240-12 240W DC12V/20A 電源供應器 (有散熱風扇) S-240-12(10103)
 64-70-2424 Meanwell S-240-24 240W DC24V/10A 電源供應器 (有散熱風扇) S-240-24(10105)
 64-70-2448 Meanwell S-240-48 240W DC48V/5A 電源供應器 (有散熱風扇) S-240-48(10107)



320 Watts (Case 912 / Size : 215x115x50mm)

- 64-70-3205 Meanwell S-320- 5 320W DC5V/50A 電源供應器 (有散熱風扇) S-320-5(10111)
 64-70-3212 Meanwell S-320-12 320W DC12V/25A 電源供應器 (有散熱風扇) S-320-12(10113)
 64-70-3224 Meanwell S-320-24 320W DC24V/12.5A 電源供應器 (有散熱風扇) S-320-24(10116)
 64-70-3248 Meanwell S-320-48 320W DC48V/6.5A 電源供應器 (有散熱風扇) S-320-48(10118)



800 Watts (並接功能/ Size : 291x132x68mm)

- 64-70-8012 Meanwell SCN800-12 800W DC12V/66A 電源供應器 (並接功能) SCN-800-12(11021)
 64-70-8015 Meanwell SCN800-15 800W DC15V/54A 電源供應器 (並接功能) SCN-800-15(11022)
 64-70-8024 Meanwell SCN800-24 800W DC24V/33A 電源供應器 (並接功能) SCN-800-24(11023)
 64-70-8048 Meanwell SCN800-48 800W DC48V/16.6A 電源供應器 (並接功能) SCN-800-48(11024)



1200 Watts (並接功能/ Size : 291x132x132mm)

- 64-70-1205 Meanwell SCN1K2- 5 1200W DC5V/180A 電源供應器 (並接功能) SCN1K2-5(11042)
 64-70-1212 Meanwell SCN1K2-12 1200W DC12V/100A 直流電源供應器 (並接功能) SCN-1K2-12(11043)
 64-70-1224 Meanwell SCN1K2-24 1200W DC24V/50A 直流電源供應器 (並接功能) SCN-1K2-24(11045)
 64-70-1248 Meanwell SCN1K2-48 1200W DC48V/24A 直流電源供應器 (並接功能) SCN-1K2-48(11046)



Linear Power Supply




**FORTECH AC230V->AC24V/3A
Power Supply**

Product Code: 27-39-2403
Output: AC24V/3A
分體膠殼



**FORTECH CP1218 Power Cabinet
18組配電位 / without Supply**

Product Code: 27-39-1218
Dimension: 24.5x21x8.7cm
Output: DC12V/9A



FORTECH CP2409-3A 供電器 (9組配電位)

Product Code: 27-39-2409
Output: AC24V/3A
Dimension: 24.5x21x8.7cm



FORTECH 分體形變壓器 (For Camera)

Product Code: 27-39-1205
Output: DC12V/0.5A



DynaColor 77H07-A2015 Power Supply

Product Code: 27-39-2436
Output: AC24V/72VA



DynaColor Power Box (IP66)

Product Code: 27-39-2030
Output: AC24V/72VA



AC/DC-DC Power Converter

Product Code: 27-39-0512
Output: DC12V, 0.5A Regulated



AC/DC-DC Power Converter

Product Code: 27-39-1012
Output: DC12V, 1A Regulated
Dimension: 85x25x25mm



Teledar T209 電源分配器 (1in/8out)

Product Code: 29-09-0209
Output: DC12V, 0.5A

Switching Power Supply

Manson SPS-8040 DC12V/3A 電源供應器

Product Code: 64-04-8040
Output: DC12V, 3A
Dimension: 90x50x140mm



Face Plate



2位模組面板配件 for 2位面板
Product Code: 52-08-0113



45° 雙位面板(連防塵蓋)
Product Code: 52-08-1003



四位面板(不連防塵蓋)
Product Code: 52-08-0120



單位面板(不連防塵蓋)
Product Code: 52-08-2002



單位面板(連防塵蓋) (for AMP)
Product Code: 52-08-1001



雙位面板(不連防塵蓋)
Product Code: 52-08-2004



雙位面板(連防塵蓋) (for AMP)
Product Code: 52-08-1002



四位面板(連防塵蓋)
Product Code: 52-08-0007

Cable Management



Product Code	52-08-0401	52-08-0403	52-08-1401
Model number	PCM-1U	PCM-2U	PCM-DF1
Description	1U 5 D-Ring Cable Management Panel	2U 5x2 D-Ring Cable Management Panel	1U Front Duct Cable Management Rack
Dimension (HxW)	1.75"(H)x2.5"(D)	3"(H)x2.5"(D)	1.75"(H)x2.5"(D)




面板有孔

Product Code	52-08-0402	52-08-1403
Model number	PCM-DF2	PCM-DF2 2U
Description	2U Front Duct Cable Management Rack	2U Front Duct Cable Management Rack
Dimension (HxW)	3"(H)x2.5"(D)	3"(H)x2.5"(D)

The multimedia patch panel is field-configurable with keystone jack or any series I snap-in modules (sold separately) to provide maximize flexibility where a variety of connectors within a distribution panel is desired. This multimedia patch panel offers a combination of function and flexibility for virtually any application.



Description:	16 Port-Blank 1U
Dimension (HxW):	1.75" x 19"
Product Code:	52-08-0316



Description:	24 Port-Blank 2U
Dimension (HxW):	3.5" x 19"
Product Code:	52-08-0324



Description:	32 Port-Blank 2U
Dimension (HxW):	3.5" x 19"
Product Code:	52-08-0332



Description:	24 Port-Cat5e (平面式) 1U
Dimension (HxW):	1.75" x 19"
Product Code:	52-08-0024



Description:	48 Port-Cat5e 2U
Dimension (HxW):	3.5" x 19"
Product Code:	52-08-0048



Description:	24 Port-Cat5e Shielded 1U
Dimension (HxW):	1.75" x 19"
Product Code:	52-08-1024



Description:	24 Port-Cat6 1U
Dimension (HxW):	1.75" x 19"
Product Code:	52-08-0624



Description:	24 Port-Cat6 Shielded 1U
Dimension (HxW):	1.75" x 19"
Product Code:	52-08-1624



6P6C RJ12 Jack (白色)
ProductCode: 52-08-1606



6P6C RJ12 Jack (黑色)
ProductCode: 52-08-0606




Cat5e RJ45 Jack (白色)
ProductCode: 52-08-0001



Cat5e RJ45 Jack (紅色)
ProductCode: 52-08-0003



Cat5e RJ45 Jack (象牙色)
ProductCode: 52-08-0005



Cat5e RJ45 Jack (黃色)
ProductCode: 52-08-0002



Cat5e RJ45 Jack (藍色)
ProductCode: 52-08-0004




Cat5e RJ45 Jack Shielded
ProductCode: 52-08-0508



Cat6 RJ45 I-Joint (白色)
ProductCode: 52-08-1020



Cat6 RJ45 Jack Tool-Free (白色)
ProductCode: 52-08-6001



6P4C RJ11 Jack (白色)
ProductCode: 52-08-0404

Surface Mount Box



**Cat5e Single Box (白色)
with Jack**
ProductCode: 52-08-1701



**Cat5e Single Box Shielded
with Jack**
ProductCode: 52-08-0701



**Cat5e Dual Box Shielded
with Jack**
ProductCode: 52-08-0702



**Cat5e Dual Box (象牙色)
with Jack**
ProductCode: 52-08-0602



**Cat5e Dual Box (白色)
without Jack**
ProductCode: 52-08-0603



**4 Port Surface Mount Box
(2 Snap-In Module) without Jack**
ProductCode: 52-08-0204



**6 Port Surface Mount Box
(3 Snap-In Module) with Jack**
ProductCode: 52-08-0206

RhinoPRO 5000

Model No.: SC16903

Product Code: 22-08-6903



功能及優點:

- WRAP：只需輸入纜線的直徑，便可製作繞線標籤
- 備有常用的數據通訊及電力符號：歐姆、接地、電話、數據、傳真，亦可列印條碼39及128
- 「多合一」RhinoPRO墨盒易於安裝
- 可於6、9、12及19毫米的RhinoPRO標籤色帶上列印

- 標籤選擇圖表 -

適用的表面	材料	6毫米	9毫米	12毫米	19毫米	長度
電線/纜線 彎曲/光滑/平滑/粗糙/非常粗糙的室內表面	白色彈性尼龍	不適用	不適用	18758 (22-08-8758)	18759 (22-08-8759)	3.5米
電線/纜線 彎曲/光滑/平滑/粗糙/非常粗糙的室內表面	黃色彈性尼龍	不適用	不適用	18756 (22-08-8756)	18757 (22-08-8757)	3.5米
電線/纜線 彎曲/光滑/平滑/粗糙/非常粗糙的表面	黃色乙烯基塑料	不適用	18431 (22-08-8431)	18432 (22-08-8432)	18433 (22-08-8433)	5.5米
電線/纜線 彎曲/光滑/平滑/粗糙/非常粗糙的室外表面	橙色乙烯基塑料	不適用	18434 (22-08-8434)	18435 (22-08-8435)	18436 (22-08-8436)	5.5米
電線/纜線 彎曲/光滑/平滑/粗糙/非常粗糙的室外表面	紅色乙烯基塑料	不適用	18437 (22-08-8437)	18438 (22-08-8438)	18439 (22-08-8439)	5.5米
電線/纜線 彎曲/光滑/平滑/粗糙/非常粗糙的表面	綠色乙烯基塑料	不適用	18440 (22-08-8440)	18441 (22-08-8441)	18442 (22-08-8442)	5.5米
電線/纜線 彎曲/光滑/平滑/粗糙/非常粗糙的表面	白色乙烯基塑料	不適用	18443 (22-08-8443)	18444 (22-08-8444)	18445 (22-08-8445)	5.5米
光滑/平滑/粗糙的表面	白色持久型聚脂	不適用	18766 (22-08-8766)	18764 (22-08-8764)	18765 (22-08-8765)	5.5米
光滑/平滑/粗糙的表面	金屬性持久型聚脂	不適用	18760 (22-08-8760)	18761 (22-08-8761)	18762 (22-08-8762)	5.5米
光滑/平滑/粗糙的表面	透明持久型聚脂	不適用	18508 (22-08-8508)	不適用	不適用	7米
電線/纜線	白色熱縮管	18051 (22-08-8051)	18053 (22-08-8053)	18055 (22-08-8055)	18057 (22-08-8057)	1.5米
電線/纜線	黃色熱縮管	18052 (22-08-8052)	18054 (22-08-8054)	18056 (22-08-8056)	18058 (22-08-8058)	1.5米
插入式	白色非貼性	18111 (22-08-8111)	18112 (22-08-8112)	18113 (22-08-8113)	18114 (22-08-8114)	5.5米
插入式	黃色非貼性	18115 (22-08-8115)	18116 (22-08-8116)	18117 (22-08-8117)	18118 (22-08-8118)	5.5米

RHINO 101

RHINO 101 手寫式纜纜標籤機

Model No.: SC1734522
Product Code: 22-08-1734

高柔韌性尼龍標籤帶及保護式乙烯標籤帶!
(可供訂貨)

RHINO 101 標籤帶產品說明

彈性尼龍標籤帶

產品編號	標籤尺寸 (W x H)	書寫空間 (W x H)
1734861	0.75" x 11.5' (19mm x 3.5m)	Continuous



Network Accessories



KC-SR (黑色) RJ45插套
74-01-0088



KC-SR (紅色) RJ45插套
74-01-0188



KC-SR (深灰色) RJ45插套
74-01-0288



KC-SR (白色) RJ45插套
74-01-0388



MIZU Cat6 RJ45 Jack
Tool-Free Shielded
52-08-6008



KC-SR (藍色) RJ45插套
74-01-0488



KC-SR (綠色) RJ45插套
74-01-0588



KC-SR (黃色) RJ45插套
74-01-0688



KC-SR (淺灰色) RJ45插套
74-01-0788



MIZU Cable Stripper &
110/Krone Punch Down Tool
52-08-1101



MIZU [Disc] Flat
Module-BNC (F)
52-08-0107



MIZU [Disc] Flat
Module-BNC (F)x2
52-08-0108



MIZU [Disc] 雙位斜面板
52-08-0015



MIZU 45° Single Port Faceplate
52-08-1004



MIZU Cable Stripper & 110
Punch Down Tool
52-08-1100



**Boots-Grey for 8P8C plug
(OD: 6.0)**

Product Code: 74-01-3065



**Boots-Green for 8P8C plug
(OD: 6.0)**

Product Code: 74-01-3165



**Boots-Red for 8P8C plug
(OD: 6.0)**

Product Code: 74-01-3265



**Boots-Blue for 8P8C plug
(OD: 6.0)**

Product Code: 74-01-3365



**Boots-Yellow for 8P8C plug
(OD: 6.0)**

Product Code: 74-01-3465



**Boots-White for 8P8C plug
(OD: 6.0)**

Product Code: 74-01-3565



**Boots-Black for 8P8C plug
(OD: 6.0)**

Product Code: 74-01-3665



**Boots-Purple for 8P8C plug
(OD: 6.0)**

Product Code: 74-01-3765



**Boots-Orange for 8P8C
plug (OD: 6.0)**

Product Code: 74-01-3865




**10P10C modular Plug
3 prong**

Product Code: 74-01-3010



**10P10C modular Plug 3
prong, Shielded**

Product Code: 74-01-3110




**8P8C modular Plug Cat6
3 prong with inserts**

Product Code: 74-01-3208



**8P8C modular Plug Cat6
3 prong with inserts, Shielded**

Product Code: 74-01-3308



**8P8C modular Plug for round
cable 3 prong**

Product Code: 74-01-3008



**8P8C modular Plug Shielded
for round cable 3 prong**

Product Code: 74-01-3108



**4P4C / RJ22 modular Plug
for Flat cable**

Product Code: 74-01-3004



**6P6C / RJ12 modular Plug
for Flat cable**

Product Code: 74-01-3006

MIZU Cat5e FTP Patch Cord



Product Code	Length	Jacket
52-32-6005	0.5m	Blue
52-32-8005	0.5m	Grey
52-32-6010	1m	Blue
52-32-8010	1m	Grey
52-32-6020	2m	Blue
52-32-8020	2m	Grey
52-32-6030	3m	Blue
52-32-8030	3m	Grey
52-32-6050	5m	Blue
52-32-8050	5m	Grey
52-32-6100	10m	Blue
52-32-8100	10m	Grey
52-32-6150	15m	Blue
52-32-8150	15m	Grey
52-32-6200	20m	Blue
52-32-8200	20m	Grey
52-32-6250	25m	Blue
52-32-8250	25m	Grey
52-32-6300	30m	Blue
52-32-8300	30m	Grey

MIZU Cat6 SSTP Patch Cord



Product Code	Length	Jacket
52-34-2005	0.5m	Red
52-34-2010	1m	Red
52-34-2020	2m	Red
52-34-2030	3m	Red
52-34-2050	5m	Red
52-34-2100	10m	Red
52-34-2150	15m	Red
52-34-2200	20m	Red
52-34-2250	25m	Red
52-34-2300	30m	Red

MIZU Cat6 UTP Patch Cord




Product Code	Length	Jacket
52-33-6005	0.5m	Blue
52-33-8005	0.5m	Grey
52-33-6010	1m	Blue
52-33-8010	1m	Grey
52-33-6020	2m	Blue
52-33-8020	2m	Grey
52-33-6030	3m	Blue
52-33-8030	3m	Grey
52-33-6050	5m	Blue
52-33-8050	5m	Grey
52-33-6100	10m	Blue
52-33-8100	10m	Grey
52-33-6150	15m	Blue
52-33-8150	15m	Grey
52-33-6200	20m	Blue
52-33-8200	20m	Grey
52-33-6250	25m	Blue
52-33-8250	25m	Grey
52-33-6300	30m	Blue
52-33-8300	30m	Grey

MIZU Cat5e UTP Patch Cord



Product Code	Length	Jacket
52-31-6005	0.5m	Blue
52-31-8005	0.5m	Grey
52-31-2005	0.5m	Red
52-31-4005	0.5m	Yellow
52-31-6010	1m	Blue
52-31-8010	1m	Grey
52-31-2010	1m	Red
52-31-4010	1m	Yellow
52-31-6020	2m	Blue
52-31-8020	2m	Grey
52-31-2020	2m	Red
52-31-4020	2m	Yellow
52-31-6030	3m	Blue
52-31-8030	3m	Grey
52-31-2030	3m	Red
52-31-4030	3m	Yellow
52-31-6050	5m	Blue
52-31-8050	5m	Grey
52-31-2050	5m	Red
52-31-4050	5m	Yellow
52-31-6100	10m	Blue
52-31-8100	10m	Grey
52-31-2100	10m	Red
52-31-4100	10m	Yellow
52-31-6150	15m	Blue
52-31-8150	15m	Grey
52-31-2150	15m	Red
52-31-4150	15m	Yellow
52-31-6200	20m	Blue
52-31-8200	20m	Grey
52-31-2200	20m	Red
52-31-4200	20m	Yellow
52-31-6250	25m	Blue
52-31-8250	25m	Grey
52-31-2250	25m	Red
52-31-4250	25m	Yellow
52-31-6300	30m	Blue
52-31-8300	30m	Grey
52-31-2300	30m	Red
52-31-4300	30m	Yellow

Mizu Cat.6 Patch Cable 可提供100%測試，並可提供每一條 Cable 之測試報告 (需符合MOQ)。



MIZU Coaxial Cable

Product Code	Type	Length	O.D.	Impedance	Jacket
53-30-0058	RG58A/U	300ft	5mm	50Ω	Black
53-30-1500	1.5C2V	300ft	3mm	75Ω	Black
53-30-0032	3C2V	300ft	5mm	75Ω	Black
53-30-0052	5C2V	300ft	7mm	75Ω	White
53-30-0059	RG59B/U	300ft	6.05mm	75Ω	Black
53-30-1059	RG59B/U	600ft	6.05mm	75Ω	Black



Samson Coaxial Cable

Product Code	Type	Length	O.D.	Impedance	Jacket
53-52-3058	RG58C/U	300ft	4.95mm	50Ω	Black
53-52-3021	3C2V	300ft	5mm	75Ω	White
53-52-4021	3C2V	300ft	5mm	75Ω	Black
53-52-3020	3C2V	660ft	5mm	75Ω	White
53-52-5020	5C2V	330ft	6.5mm	75Ω	White
53-88-0059	RG59	660ft	6.2mm	75Ω	Black
53-52-4059	RG59B/U	1000ft	6.2mm	75Ω	Black
53-52-5059	RG59B/U	300ft	6.2mm	75Ω	Black
53-52-3059	RG59B/U	660ft	6.2mm	75Ω	Black
53-52-3159	RG59B/U	660ft 轆裝	6.2mm	75Ω	Black
53-52-3051	RG6U/(CP)	330ft	6.9mm	75Ω	Black



Samson Control Cable

Product Code	Type	Length	O.D.	Impedance	Jacket
53-44-4140	7/0.2mm	660ft	4.1mm	4	White
53-44-1006	7/0.2mm	660ft	4.5mm	6	White
53-44-4180	7/0.2mm	660ft	5.0mm	8	White



UTP Cable

Product Code	Brand	Type	Length	O.D.	Conductors	Jacket
53-39-3305	MIZU	UTP Cat.5e	300ft	5.2mm	8 (4 pair)	Yellow
53-39-2305	MIZU	UTP Cat.5e	300ft	5.2mm	8 (4 pair)	Blue
53-39-2005	MIZU	UTP Cat.5e	1000ft	5.3mm	8 (4 pair)	Grey
53-39-0010	MIZU	SFTP Cat.5e	330ft	6.5mm	8 (4 pair)	Beige
53-39-6000	MIZU	UTP Cat.6	1000ft	6.3mm	8 (4 pair)	Grey
53-51-5004	Samson	UTP Cat.5e	1000f	4.8mm	8 (4 pair)	Grey




Speaker Cable

Product Code	Brand	Length	O.D.	Conductors	Jacket
53-02-1902	Samson	660ft	5.8mm	2 Core (19x0.2mm)	Grey
53-02-1903	Samson	660ft	6.5mm	2 Core (19x0.3mm)	Grey
53-02-2312	Samson	300ft	2.5x5.0mm	2 Core (23x0.12mm)	Red + Black
53-02-3012	Samson	300ft	2.6x5.2mm	2 Core (30x0.12mm)	Red + Black
53-02-4012	Samson	300ft	2.8x5.6mm	2 Core (40x0.12mm)	Red + Black
53-02-7012	Samson	300ft	3.0x6.0mm	2 Core (70x0.12mm)	Red + Black
53-33-0070	MIZU	300ft	3.0x6.0mm	2 Core (90x0.12mm)	Gold + Silver
53-02-0120	Samson	300ft	3.3x6.6mm	2 Core (120x0.12mm)	Gold + Silver
53-33-0120	MIZU	300ft	3.6x7.2mm	2 Core (120x0.12mm)	Gold + Silver
53-02-0240	Samson	300ft	4.0x8.2mm	2 Core (240x0.12mm)	Gold + Silver




Samson Twist Pair Cable

Product Code	Length	O.D.	Conductors	Jacket
53-53-8760	1kft	5.64mm	1 pair (18AWG)	Grey
53-53-8761	1kft	4.45mm	1 pair (22AWG)	Grey
53-53-8778	1kft	4.2mm	2 pair (22AWG)	Grey
53-53-8777	1kft	6.2mm	3 pair (22AWG)	Grey



MIZU Multi Core Cable

Product Code	Type	Length	O.D.	Conductors	Jacket
53-31-2030	控制線	300ft	6.5mm	2 (30/0.18mm)	Grey
53-38-0004	"錫紙"屏蔽線	300ft	4.5mm	4 (26AWG)	Grey
53-38-0013	"錫紙"屏蔽線	300ft	6mm	13 (28AWG)	Grey
53-38-0036	"錫紙"屏蔽線	300ft	9.1mm	36 (28AWG)	Grey
53-38-0410	"織網"屏蔽線	300ft	5mm	4 (10/0.12mm)	Grey
53-38-0412	"織網"屏蔽線	300ft	5.7mm	4 (12/0.18mm)	Black
53-38-0610	"織網"屏蔽線	300ft	6mm	6 (10/0.12mm)	Grey
53-38-0009	"織網"屏蔽線	300ft	6mm	9 (26AWG)	Grey
53-38-0420	"織網"屏蔽線	300ft	6.7mm	4 (20/0.18mm)	Black
53-38-0820	"織網"屏蔽線	300ft	8.8mm	8 (20/0.18mm)	Black
53-38-1004	"錫紙+織網"屏蔽線	300ft	4.5mm	4 (28AWG)	Grey
53-38-1009	"錫紙+織網"屏蔽線	300ft	6.3mm	9 (28AWG)	Grey
53-38-1016	"錫紙+織網"屏蔽線	300ft	7mm	16 (26AWG)	Grey
53-38-1025	"錫紙+織網"屏蔽線	300ft	8.2mm	25 (28AWG)	Grey



MIZU Audio Cable

Product Code	Type	Length	O.D.	Conductors	Jacket
53-37-1012	Microphone Cable	300ft	4.3mm	1 (12/0.18mm)	Black
53-37-0212	Microphone Cable	300ft	6mm	2 (12/0.18mm)	Black
53-37-2014	Microphone Cable	300ft	5.1mm	2 (14/0.0076")	Grey
53-37-0220	Microphone Cable	300ft	5.9mm	2 (20/0.18mm)	Black



F Connectors



Product Code: 78-01-0733
F插(M)180° 免焊型
(A319)



Product Code: 78-01-0207
F插(M)夾線高頻插
7C/RG8/RG11



Product Code: 78-01-7330
F插(M)鈕入式/右針
RG-58 (B246)



Product Code: 78-01-7340
F插(M)鈕入式/右針
RG-59/RG62

BNC Connectors



Product Code: 78-10-5058
BNC(M)夾線高頻插
RG-58 (1.1m)



Product Code: 78-10-5059
BNC(M)夾線高頻插
RG59/62 (0.75mm)



Product Code: 78-10-6031
BNC(F)180° 焊線型高頻
插 PCB



Product Code: 78-10-6015
BNC(F)夾線高頻插
RG-58



Product Code: 78-10-7022
BNC(F)夾線高頻插
RG-59



Product Code: 78-10-9004
BNC(M)RG-58 快速夾



Product Code: 78-10-9003
BNC(M)RG-59 快速夾



Product Code: 78-10-1001
BNC(M) 90° 曲身
免焊型/膠尾

BNC Terminator / Joint



Product Code: 78-12-0016
BNC I-型接駁插
BNC(F) IF Panel

RF Adaptor



Product Code: 78-43-6248
鍍金 F(M) 轉 PAL(F)



Product Code: 78-43-6261
鍍金 F T-Joint



Product Code: 78-43-7041
鍍金 BNC (M)轉RCA(F)



Product Code: 78-43-1700
F (F) 轉 BNC(M)



Product Code: 78-43-6041
BNC (M) 轉 RCA (F)



Product Code: 78-43-1031
BNC (F) 轉 RCA(M)



Product Code: 78-43-1550
F (M)轉 BNC(F)



Product Code: 78-43-1670
F (F) 轉 RCA(M)



Product Code: 78-43-9004
F (M) 轉 RCA(F)



Product Code: 78-43-6234
鍍金 F(M) 轉 PAL(M)



Product Code: 78-43-6235
鍍金 PAL(M) 轉 F(F)



Product Code: 78-43-7043
鍍金 RCA(M) 轉 BNC(F)



Product Code: 78-43-7258
鍍金 F(M) 轉 RCA(F)

TV / Antenna Connector / F Connector



Product Code: 78-07-1423
鍍金
PAL(F)-PAL(F), Shielded



Product Code: 78-07-0002
鍍金 TV插



Product Code: 78-07-0001
鍍金 TV Jack



Product Code: 78-07-0016
鍍金無磁
TV □插 (8mm)



Product Code: 78-07-0833
鍍金無磁 F頭 公插



Product Code: 78-07-0015
鍍金無磁 TV 公插 (8mm)



Product Code: 78-01-0732
F插 (M) 90° 免焊型

BNC Connector



Product Code: 78-10-6006
BNC (F) 免焊型



Product Code: 78-10-0001
BNC (M) 90°曲身
免焊型 / 膠尾



Product Code: 78-10-6028
BNC (F) 焊線型
高頻插 Round Panel



Product Code: 78-10-0003
BNC (M)
180°免焊型 / 膠尾

BNC Terminator / Joint



Product Code: 78-12-6035
BNC I-型
接駁插 BNC(F) Panel



Product Code: 78-12-6036
BNC I-型
接駁插 BNC(F) Panel Isolated



Product Code: 78-12-1024
BNC T-型
接駁插 BNC(F)x3



Product Code: 78-12-6009
BNC 75Ω Terminator

Mizu Panel Modules



No.1

6P6C RJ12 Jack (黑色)
Product Code: 52-08-0606



No.2

Cat5e RJ45 Jack (黃色)
Product Code: 52-08-0002



No.3

Cat5e RJ45 Jack (藍色)
Product Code: 52-08-0004



No.4

Cat5e RJ45 Jack (紅色)
Product Code: 52-08-0003



No.5

Cat5e RJ45 Jack (白色)
Product Code: 52-08-0001



No.6

Cat5e RJ45 Jack (象牙色)
Product Code: 52-08-0005



No.7

Cat5e RJ45 Jack Shielded
Product Code: 52-08-0508



No.8

ISKST-00WH00N
Product Code: 52-08-0111
MIZU Snap-In
Module-ST (White)



No.9

ISKSC-00WH00N
Product Code: 52-08-0114
MIZU Snap-In
Module-SC (White)



No.13

ISK-BJ-RD
Product Code: 52-08-0105
MIZU Snap-In
Module-Banana (Red)



No.14

ISK-BJ-BK
Product Code: 52-08-0106
MIZU Snap-In
Module-Banana (Black)



No.15

ISK-F-WH
Product Code: 52-08-0104
MIZU Snap-In
Module-F (White)



No.16

ISKBNC-00WH10N
Product Code: 52-08-0101
MIZU Snap-In
Module-BNC (White)



No.17

Product Code: 52-08-0103
MIZU Mini Din-4 (White)



No.18

ISK-RCAF-WH
Product Code: 52-08-0109
MIZU Snap-In
Module-RCA (White)
Other Colors:
Red 52-08-0110
Yellow 52-08-0115
Black 52-08-0102
Green 52-08-0116
Blue 52-08-0112



ISKXX-00WH00N
Product Code: 52-08-0006
MIZU Snap-In
Module-Blank



Model No. Product Code	CB6-1.2 26-05-0601	CB6-4.5 26-05-0604	CB6-8 26-05-0608	CB6-12 26-05-0612
Normal Voltage	6 V 1.2 Ah	6 V 4.5 Ah	6 V 8 Ah	6 V 12 Ah
Dimensions (L x W x H mm)	97 x 25 x 57, 0.308kg	70 x 48 x 106, 0.81kg	151 x 34 x 100, 1.375kg	152 x 51 x 101, 2.4kg

Model No. Product Code	CB12-1.2 26-05-1201	CB12-2.3 26-05-1202	CB12-5 26-05-1205	CB12-7.2 26-05-1207
Normal Voltage	12 V 1.2 Ah	12 V 2.3 Ah	12 V 5 Ah	12 V 7.2 Ah
Dimensions (L x W x H mm)	97 x 43 x 59, 0.64kg	178 x 34 x 66, 1.185kg	90 x 70 x 107, 1.65kg	151 x 65 x 102, 2.51kg

Model No. Product Code	CB12-12 26-05-1212	CB12-18 26-05-1218	CB12-26 26-05-1226	CB12-38 26-05-1238
Normal Voltage	12 V 12 Ah	12 V 18 Ah	12 V 26 Ah	12 V 38 Ah
Dimensions (L x W x H mm)	152 x 99 x 103, 4.523kg	181 x 76 x 167, 4.9kg	175 x 165 x 126, 8.75kg	196 x 165 x 182, 18.65kg

Model No. Product Code	CB12-40 26-05-1240	CT12-100 26-05-1299	
Normal Voltage	12 V 40 Ah	12 V 100	
Dimensions (L x W x H mm)	197 x 166 x 172, 14.8kg	Ah330 x 173 x 212, 32.6kg	

ALCAD

Delivering quality



瑞典名廠 ALCAD Nickel-Cadmium (Ni-Cd) 鎳鎘蓄電池

特點：

- 廣闊工作溫度：-50°C 至 +60°C
- 無突然死亡情況
- 抗「過度充電」及「過度放電」的現象

應用範圍：

- 安防及消防警報系統
- 緊急照明系統
- 醫院 — 後備發電機系統
- 數據中心 — 無間斷式電源供應系統
- 電廠、煉油廠、礦場 — 後備電源系統
- 電訊機樓 — 後備電源系統
- 機場、鐵路 — 緊急後備電源系統

Industrial
Ni-Cd Batteries
A global capability

FLUKE

Test Tools Catalog

Volume 39, 2008



Keeping your world
up and running.



Pick the right digital multimeter for you

FLUKE®

Digital Multimeter Selection Guide

Product Code

W 59-07-0289

W 59-07-0875

W 59-07-0179









W 59-07-0117

W 59-07-0116

W 59-07-0027

W 59-07-1587

W 59-07-0789

								
Models	Highest accuracy with data logging 289	Industrial troubleshooting 87V	True-rms and built-in thermometer 179	Designed for building maintenance 117	Designed for HVAC/R technicians 116	Waterproof and chemical resistant 27	Two powerful tools in one 1587	4-20 mA loop diagnostics 789
Basic features								
True-rms readings	AC+DC	AC	AC	AC	AC		AC	AC
Basic dc accuracy	0.025 %	0.05 %	0.09 %	0.5 %	0.5 %	0.1 %	0.09 %	0.1 %
Wide bandwidth	100 kHz	20 kHz				30 kHz		
Auto/manual ranging	•	•	•	•	•	•	•	•
Digits	4-1/2	4-1/2	3-1/2	3-1/2	3-1/2	3-1/2		3-1/2
Counts	50000	20000	6000	6000	6000	3200	6000	4000
Measurements								
Voltage ac/dc	1000 V	1000 V	1000 V	600 V	600 V	1000 V	1000 V	1000 V
Current ac/dc	10 A	10 A	10 A	10 A	600 µA	10 A	400 mA	1 A
Resistance	500 MΩ	50 MΩ	50 MΩ	40 MΩ	40 MΩ	32 MΩ	50 MΩ	40 MΩ
Frequency	1 MHz	200 kHz	100 kHz	50 kHz	50 kHz		100 kHz	20 kHz
Capacitance	100 mF	10 mF	10 mF	10 mF	10 mF		10 mF	
Temperature	+1350 °C	+1090 °C	+400 °C		+400 °C		+500 °C	
dB	60 dB							
Conductance	50 nS	50 nS				32 nS		
Duty cycle/pulse width	•	•						
Motor drive measurements/low pass filter	•	•					•	
Continuity with beeper/diode test	•	•	•	•	•	•	•	•
Low ohms (50 Ω)	•							
Display								
Dual display	•							•
Analog bargraph	•	•	•	•	•	•		•
Backlight	•	•	•	•	•		•	•
Data storage and exchange								
Min/Max recording	•	•	•	•	•	•	•	•
Min/Max recording/with time stamp	•						•	
Fast Min/Max	250 µs	250 µs						
Display Hold/Auto (Touch) Hold	•	•	•	•	•	•		•
Relative reference	•	•				•		•
PC interface	•							•
Data logging	•							with PC
Readings memories	10,000							
Other features								
Automatic selection, LoZ				•	•			
LoZ	•							
Insulation test range							0.01 MΩ to 2 GΩ	
VoltAlert, non-contact ac voltage detector				•				
Real-time clock	•							
Overmolded case, integrated holster	•		•					•
Removable holster		•		•	•		•	
ToolPak magnetic hanger compatibility	•	•	•	•	•			•
Closed case calibration	•	•	•	•	•		•	•
Separate battery door	•	•	•	•	•	•	•	•
Completely sealed/watertight						•		
Automatic power off	•	•	•	•	•		•	•
Low battery indication	•	•	•	•	•	•	•	•
Operating temperature ranges	-20 °C, +55 °C	-20 °C, +55 °C	-10 °C, +50 °C	-10 °C, +50 °C	-10 °C, +50 °C	-40 °C, +55 °C		-20 °C, +55 °C
4-20 mA/24 V loop supply								•
Warranty and electrical safety								
Limited lifetime warranty	•	•	•			•		
Warranty (years)				3	3		3	3
Input alert	•	•						
Dangerous voltage indication	•	•	•	•	•		•	•
CAT III measurements	1000 V	1000 V	1000 V	600 V	600 V	1000 V	1000 V	1000 V
CAT IV measurements	600 V	600 V	600 V				600 V	600 V
See page	7	8	9	10	11	12	28	30

Digital Multimeters

For more information, go to www.fluke.com/dmm

Fluke 430 Series Three-Phase Power Quality Analyzers

Pinpoint power problems faster, safer and in greater detail



Fluke 435

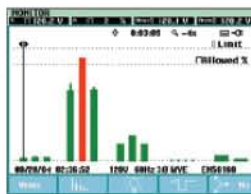
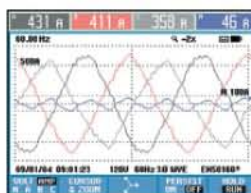
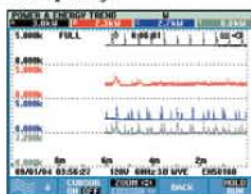


Fluke 434



The Fluke 435 and 434 Three-Phase Power Quality Analyzers help you locate, predict, prevent and troubleshoot problems in three- and single-phase power distribution systems. Troubleshooting is faster with on-screen display of trends and captured events, even while background recording continues. The new IEC standards for flicker, harmonics, and power quality are built right in to take the guess work out of power quality.

- Troubleshoot real-time:** Analyze the trends using the cursors and zoom tools—even while background recording continues.
- AutoTrend:** Every measurement you see is always automatically recorded, without any setup.
- Automatic Transient Mode:** Capture 200 kHz waveform data on all phases simultaneously up to 6 kV.
- Measure all three phases and neutral:** With included four current probes.
- Fully Class-A compliant:** Conduct tests according to the stringent international IEC 61000-4-30 Class-A standard.
- System-Monitor:** Up to ten power quality parameters on one screen according to EN50160 power quality standard.
- Inrush mode:** For troubleshooting nuisance circuit breaker tripping.
- Logger function:** Configure for any test condition with memory for over 400 parameters at user defined intervals.



Six simple ways to reduce costs with a Fluke 434 Power Quality Analyzer

There are hundreds of power quality measurements you can take on electrical systems and equipment. These instructions focus on four predictive maintenance (PdM) measurements and two power consumption measurements that can help you uncover hidden costs, protect equipment from damaging conditions, reduce unscheduled downtime, and improve system performance.

Download this application note at www.fluke.com/six-ways.



More PQ info online at
www.fluke.com/pq

Get a free PQ training DVD
www.fluke.com/PQ-DVD

Sign up for a PQ seminar
www.fluke.com/FPQseminar



Features - 435 and 434 PQ Analyzers

Features	435 <small>W 59-07-0435</small>	434* <small>W 59-07-0434</small>
Measures voltage, current, dips, swells, interruptions, harmonics, inter-harmonics, flicker, power, energy, transients, frequency, unbalance, inrush, EN50160 overview	•	•
Logger function with multi-parameter logging	•	Optional*
Mains signaling	•	Optional*
Memory size	16 MB	8 MB
Current probes	3000 A flexible (4)	40 A/400 A clamp (4)
Carrying case	Water-tight hard case with rollers	Rugged hard case
Software	Fluke Power Log and FlukeView®	FlukeView®
Three-year warranty	•	•

*Optional functionality can be added with upgrade kit.

Recommended accessories - 435 and 434 PQ Analyzers



Power Quality Analyzers

For more information, go to www.fluke.com/pq

Included accessories

Fluke 435: Hard carrying case with rollers, four flexible current probes (i430 Flex), five test leads and clips, battery charger, FlukeView software, Power Log software, optical USB cable, color localization set, getting started manual, users manual on CD-ROM.

Fluke 434: Hard carrying case, four current probes (i400s), five test leads and clips, battery charger, FlukeView software, optical USB cable, color localization set, getting started manual, users manual on CD-ROM.

Ordering information

FLUKE-435 Three-Phase Power Quality Analyzer
FLUKE-434 Three-Phase Power Quality Analyzer

Fluke 345 Power Quality Clamp Meter

The ideal meter for commissioning and troubleshooting modern electrical loads



With a bright color display to analyze the harmonic spectrum, a low-pass filter to remove high frequency noise, and a high EMC immunity design, the Fluke 345 is ideal for measurements on switching loads such as variable speed drives, electronic lighting and UPS systems. Additionally, the Hall Effect measurement system makes measurement of dc current possible without the need to break the circuit, and the internal memory enables long-term logging for analysis of trends or intermittent problems.

- **AC/DC current:** Clamp-on measurement of ac peak and dc current up to 2000 A without breaking the circuit.
- **Highest safety rating:** 600 V CAT IV/1000 V CAT III rated for use at the service entrance.
- **Accurate measurement of parameters:** Even with distorted waveforms present on electronic loads with low-pass filter.
- **Data logging:** Identify intermittent faults by logging any power parameters for minutes or months, including harmonics.
- **Verify batteries:** Direct measurement of dc ripple (%) for battery and dc systems.
- **Troubleshoot harmonics:** Analyze and log harmonics digitally or graphically.
- **Inrush current:** Capture and analysis from 3 seconds to 300 seconds.
- **Easy-to-use:** Easily confirm instrument setup with large backlit color display of waveforms and trends.
- **Three-phase power:** Built in capability for balanced loads.
- **View graphs and generate reports:** With included Power Log software.
- One-year warranty for accessories.

Basic power quality measurements on the go with the Fluke 345

A great introduction to power quality, this short application note teaches the basics of simple voltage, current, waveform, harmonics, power, inrush, and logging measurements using the Fluke 345. Learn how to read waveforms and how and where to use them, and then learn about harmonics and how they distort voltage and current.

Download this application note at www.fluke.com/345-apps.



Fluke 43B Power Quality Analyzer

Power quality analysis plus a scope and a meter

W 59-07-0043

The Fluke 43B Power Quality Analyzer performs the measurements you need to maintain power systems, troubleshoot power problems, and diagnose equipment failures. The 43B has 20 storage locations and can store data as well as screens.

- NiMH battery provides extended operating time of 6.5 hours.
- Voltage, current, and power harmonics up to 51st.
- Total harmonic distortion (THD).
- Phase angle of individual harmonics.
- FlukeView[®] software with enhanced analysis and documentation capabilities.
- Continuously measure volts and amps cycle-by-cycle for up to 16 days.
- Cursors give time and date of sags and swells.
- Watts, power factor, displacement power factor, VA and VAR.
- Voltage and current waveforms.
- Calculates three-phase power on balanced loads from a single-phase measurement.
- Catch up to 40 voltage transients and waveform distortions.
- Three-year warranty for the PQ Analyzer.
- One-year warranty for accessories.



Included accessories

Fluke 345: Batteries, pair of measuring leads, alligator clips, users manual, Power Log software, interface cable pouch, and calibration certificate.

Fluke 43B: Hard case, voltage and current probes, FlukeView[®] software, power quality instructional CD, USB interface cable, line voltage adapter/battery charger and users manuals.

Ordering information

FLUKE-345 AC/DC Power Quality Clamp Meter
FLUKE-43B Power Quality Analyzer

For more information, go to www.fluke.com/pq

Power Quality Analyzers

Fluke 902 True-rms HVAC Clamp Meter

FLUKE

Get more done



W 59-07-0902

HVAC (heating, ventilation, air conditioning) technicians require a service tool that can consistently keep up with their demands. The Fluke 902 expands the existing line of quality Fluke clamp meters by delivering the features necessary to diagnose and repair HVAC systems. Combined with true-rms technology and a CAT III 600 V rating, the Fluke 902 helps technicians do their jobs safely and accurately.

- Designed for HVAC applications with capacitance, dc current (μ A), and temperature measurements.
- Small body and jaws fit perfectly in your hand and into tight places.
- Handy "Display Hold" button keeps measurements on the display.
- Meter controls are positioned so current measurements can be done with one hand (index finger on clamp opening lever and thumb on rotary switch).
- Three-year warranty.



True-rms

Specifications - 902 Clamp Meter

Features	Range	Accuracy
Voltage dc	0 to 600 V	1 % \pm 5 counts
Voltage ac (true-rms)	0 to 600 V	1 % \pm 5 counts (50/60 Hz)
Current ac (true-rms)	0 to 600 A	2.0 % \pm 5 counts (50/60 Hz)
Current dc	0 to 200 μ A	1.0 % \pm 5 counts
Resistance	0 to 9999 Ω	1.5 % \pm 5 counts
Continuity	$\leq 30 \Omega$	
Temperature range	-10 $^{\circ}$ C to 400 $^{\circ}$ C (-14 $^{\circ}$ F to 752 $^{\circ}$ F) -40 $^{\circ}$ C to -10 $^{\circ}$ C (-40 $^{\circ}$ F to -14 $^{\circ}$ F)	± 1.0 % ± 0.8 $^{\circ}$ C (± 1.0 % ± 1.5 $^{\circ}$ F) typical ± 5.0 % ± 1.5 $^{\circ}$ C (± 5.0 % ± 3.3 % $^{\circ}$ F) typical
Capacitance	1 μ F to 1000 μ F	1.9 % \pm 2 counts

See pages 46-47 for information on the HVAC/Indoor Air Quality Tools.

Fluke 353/355 True-rms, 2000 A Clamp Meters

Well suited for industrial and utility applications

- Reliably handle a wide range of high-current applications with 2000 A ac + dc true-rms, 1400 A ac, and 2000 A dc.
- Large 58 mm (2.3 in) jaw.
- CAT IV 600 V, CAT III 1000 V.
- In-rush current measurement.
- High voltage measurement of 1000 V ac + dc true-rms, 600 V ac, and 1000 V dc (355 only).
- Resistance to 400 K ohms (355 only).
- Continuity beeper (355 only).
- Frequency measurement to 1 KHz.
- Selectable low pass filter mode.
- Min/Max/Avg.
- Large display with backlight.



True-rms



New



FLUKE-353: W 59-07-0353

Fluke 360 AC Leakage Current Clamp Meter

W 59-07-0360

1 μ A resolution leakage current measurements with a tough, pocket sized clamp

The unique jaw design of the Fluke 360 eliminates the influence of adjacent current conductors and measures leakage current down to 1 μ A for monitoring of insulation. The ergonomic design of the Fluke 360 ensures easy measuring. The measuring clamp fits into tight spaces and the wide display angle clearly shows the measurement result. The Data Hold button keeps the measured value on the display after removing the clamp for the measured conductor.

The lightweight Fluke 360 offers the widest range of current measurement for maintenance professionals and contractors. Use the rugged Fluke 360 when it's not possible to power down and break the circuit.

Current measurement

- Automatic ranging within the manually selected mA or A range.
- Ranges 3/30 mA and 30/60 A.
- Current resolution 1 μ A/0.01 mA and 0.01 A/0.1 A.
- Frequency range 50 and 60 Hz.
- Jaw size: 40 mm (1.55 in) maximum conductor diameter.
- Auto power off.
- One-year warranty.



Included accessories

Fluke 902: AA alkaline batteries (2), users manual (with safety information), soft carrying case, TL75 Test Leads (1 pair), 80BK Integrated Temperature Probe (1).

Fluke 353: C43 Soft Carrying Case, 6 AA batteries, and users manual.

Fluke 355: C43 Soft Carrying Case, 6 AA batteries, TL224 1.5 m Silicone Rubber Test Leads, TP2 Test Probes, AC285 Alligator Clips, and users manual.

Fluke 360: Soft carrying pouch and users manual.

Ordering information

FLUKE-902 HVAC Clamp Meter

W 59-07-0902

FLUKE-353 AC/DC True-rms Clamp Meter, 2000 A, Amps only

W 59-07-0353

FLUKE-355 AC/DC True-rms Clamp Meter, 2000 A

W 59-07-0355

FLUKE-360 AC Leakage Current Clamp Meter

W 59-07-0360

(not available in Canada)

Clamp Meters

For more information, go to www.fluke.com/clamps



Fluke 330 and 320 Series Clamp Meters

FLUKE®

Get more done



Fluke 330 Series Clamp Meters*

- Inrush current feature (selected models).
- Small body and jaws fit perfectly in your hand and into tight places.
- Controls positioned for one hand operation.
- Accurate low current measurements.
- Backlight available on most models.
- Auto shut-off.
- Display hold.
- Safety rating: IEC 1010-2-031, CAT III 600 V.

Fluke 320 Series Clamp Meters*

- Precise measurements with 1.8 % basic accuracy
- Resolution up to 0.01 A and 0.1 V
- Measures ac current 40.00 A/400.0 A
- Measures ac and dc volts to 600 V
- Resistance measurement to 400 Ω
- Continuity for quick checking of shorts

*See specifications chart for details per model.



Making accurate inrush current measurements

New high-efficiency motors require better tools to evaluate and fix the consequences of their high inrush current. The Fluke 335, 336 and 337 Clamp Meters are designed to capture inrush current accurately and, most importantly, synchronously and provide readings that accurately depict what the circuit protector experiences.

This application note covers practices to help you accurately and safely measure and interpret inrush current measurements.

Download this application note at www.fluke.com/inrush



Specifications - 330 and 320 Series

Fluke 320 and 330 Series Clamp Meters offer an impressive array of innovative features with current ranges up to 1000 A. Choose the model that matches the jobs you do.

(@23 °C ± 5 °C RH 0 to 90 %)		Fluke 321	Fluke 322	Fluke 333	Fluke 334	Fluke 335	Fluke 336	Fluke 337
AC current	Range	to 400.0 A	40.00 A/ 400.0 A	to 400.0 A	to 600.0 A			to 999.9 A
	Accuracy	1.8 % + 5 counts (50 to 60 Hz)		2 % + 5 counts (50 to 60 Hz)			2 % + 5 counts (10 to 100 Hz)	
	AC response	Averaging				True-rms		
Inrush	Integration time				100 mS			
DC current	Range						0 to 600.0 A	0 to 999.9 A
	Accuracy						2 % + 3 counts	
AC volts	Range	400.0 V/600.0 V		to 600.0 V				
	Accuracy	1.2 % + 5 counts (50 to 400 Hz)		1 % + 5 counts (50/60 Hz)			1 % + 5 counts (20 to 100 Hz)	
	AC response	Averaging				True-rms		
DC volts	Range		400.0 V/ 600 V	to 600.0 V				
	Accuracy		1 % + 5 counts					
Ohms	Range	to 400.0 Ω		to 600.0 Ω	500.0 Ω/6000 Ω			
	Accuracy	1 % + 5 counts		1.5 % + 5 counts				
Hz	Continuity	≤ 30 Ω						
	Range							to 400 Hz
	Accuracy							0.5 % + 5 counts
Min/Max								Yes
Backlight					Yes			
Display hold		Yes						
Size	H x W x D	19 cm x 6.3 cm x 3.5 cm (7.5 in x 2.5 in x 1.4 in)		23.9 cm x 7.9 cm x 4 cm (9.4 in x 3.1 in x 1.6 in)			25 cm x 7.9 cm x 4 cm (9.9 in x 3.1 in x 1.6 in)	
	Max wire dia.	2.5 cm (1 in)		3 cm (1.2 in)				
	Weight	0.22 <u>gg</u> (8 oz)		0.31 kg (11 oz)				
Warranty		Two-year		Three-year				

Recommended accessories - 320 and 330 Series



TL223
SureGrip™ Electrical Test Lead Set
See page 53.

W 59-15-0223



H3
Clamp Meter Holster
See page 62.

W 59-15-0003



LVD2
Volt Light
See page 56.

W 59-07-0002



TL71
Premium Test Lead Set
See page 54.

W 59-15-1071

Clamp Meters

For more information, go to www.fluke.com/clamps

See also the Fluke 771 Milliamp Process Clamp Meter

Measures, tests, and troubleshoots 4-20 mA control signals without breaking the mA loop. See page 31 for more information.



W 59-07-0771

Included accessories

Soft carrying case, test leads, 2 batteries, instruction card and safety information.

Ordering information

FLUKE-321 W 59-07-0321

FLUKE-322 W 59-07-0322

FLUKE-333 W 59-07-0333

FLUKE-334 W 59-07-0334

FLUKE-335 W 59-07-0335

FLUKE-336 W 59-07-0336

FLUKE-337 W 59-07-0337

Fluke T5, T+PRO and T+ Electrical Testers

FLUKE®

Alternatives to traditional solenoid testers



Fluke T+PRO and T+ Electrical Testers

- Three forms of ac/dc voltage detection: Light, sound, and vibration.
- Detects live voltage even when batteries are dead.
- Extra heavy-duty, replaceable test leads.
- CAT IV 600 V, CAT III 1000 V rated.
- Continuity beeper, LED flashlight and GFCI trip.

Fluke T5 Voltage, Continuity and Current Tester

- Excellent front-line troubleshooting and measurement tool.
- Available in 600 V and 1000 V models.
- Digital display.
- OpenJaw™ current measurement.
- Rotary switch selects volts, amps and ohms functions.
- Heavy-duty test leads.



Specifications - T+ Series and T5 Testers

Features	T+PRO	T+	T5-1000	T5-600
Measure ac/dc voltage	Preset 12 V, 24 V, 48 V, 120 V, 208 V, 240 V, 277 V (Canada 347 V), 480 V, 600 V		1000 V	600 V
Measure ac current (average)			100 A	100 A
Measure continuity	Yes	Yes	< 25 Ω	< 25 Ω
Measure resistance	9.99 kΩ		1000 Ω	1000 Ω
DC polarity indicator			Yes	Yes
Detachable probe tips with optional probe tips styles	Yes	Yes	Yes	Yes
Digital display	Yes	No	Yes	Yes
Safety rating	CAT IV 600 V / CAT III 1000 V	CAT IV 600 V / CAT III 1000 V	1000 V Overvoltage CAT III	600 V Overvoltage CAT III
Warranty	Two-years	Two-years	Two-years	Two-years

* Voltage levels will vary depending on country of intended use.

Buy Electrical Tester Kits and Save



T+PRO-1AC Kit
Combo kit includes:

- Fluke T+Pro Electrical Tester
- Fluke VoltAlert™



T5-1000 Tester Kit
Combo kit includes:

- Fluke T5-1000 Voltage Electrical Tester
- Fluke VoltAlert™
- Fluke H5 Holster



VoltAlert™ Multi Pack
Includes five Fluke VoltAlerts. The special kit pricing gets you the fifth VoltAlert™ free. Outfit your entire staff.

Recommended accessories - Electrical Testers



H5
Electrical Tester Holster
See page 62.

W 59-15-0005



AC285 (T5)
SureGrip™ Alligator Clips
See page 54.

W 59-15-0285



Meter Cleaner
Cleaning Wipes
See page 63.



T5 Kit
Starter Kit
See page 53.



C520A
Leather Tool Case

Electrical Testers

For more information, go to www.fluke.com/tseries

Fluke 1AC-II/1LAC-II VoltAlert™

W 59-07-2003

The pocket-sized voltage detector

The next generation VoltAlert™ ac non-contact voltage testers from Fluke are easy to use—just touch the tip to a terminal strip, outlet, or supply cord. When the tip glows red and the unit beeps, you know there is voltage present. Electricians, maintenance, service and safety personnel and homeowners can quickly test for energized circuits in the workplace or at home. Certified up to CAT IV 1000 V.

Two models to choose from:

- **1AC-II** – Detects voltage from 90 V ac to 1000 V ac.
- **1LAC-II** – Detects voltage from 20 V ac to 90 V ac.
- Two-year warranty.



Fluke LVD2 Volt Light

W 59-07-0002

- Non-contact ac voltage detector and bright white LED flashlight.
- Detects voltage from 90 V to 600 V ac from 1 to 5 inches away.
- Cat IV rated, one-year warranty.

Included accessories

The T5-1000 and T5-600 come with detachable probes and instruction sheet.

Ordering information

W 59-07-0023	T+PRO	Electrical Tester
	T+PRO CAN	Electrical Tester
W 59-07-0013	T+	Electrical Tester
	T+ CAN	Electrical Tester
W 59-77-1023	T+PRO-1AC Kit	Electrical Tester and AC Voltage Detector Kit
	T+PRO CAN-1AC Kit	Electrical Tester and AC Voltage Detector Kit
W 59-07-5100	T5-1000	1000 V Voltage, Continuity and Current Tester
W 59-07-5060	T5-600	600 V Voltage, Continuity and Current Tester
	T5-H5-1AC Kit	Voltage, Continuity and Current Tester Kit
W 59-07-2003	1AC-II 5PK	VoltAlert 5 Pack
W 59-07-2001	1AC-II	Voltage Detector
W 59-07-9040	1LAC-II	Voltage Detector
W 59-07-0002	9040	Rotary Field Indicator
	LVD2	Volt Light

W 59-07-0002

Fluke 771 Milliamp Process Clamp Meter

FLUKE®

Measure 4 to 20 mA signals without breaking the loop



The innovative new Fluke 771 mA Process Clamp Meter is designed to measure, test, and troubleshoot 4-20 mA control signals without breaking the mA loop. Make mA measurements in active control systems without disrupting process control.

Features:

- Best in class 0.2 % accuracy.
- Resolution and sensitivity to 0.01 mA.
- Hold function captures and displays changing measurements.
- Dual display with both mA measurement and 0 % to 100 % of 4-20 mA span.
- Measurement spotlight illuminates hard to see wires in dark enclosures.
- Detachable clamp with extension cable for measurements in tight locations.
- Includes carrying case that can be used as a belt mounted holster.

Key uses:

- Measure mA signals for PLC and control system analog I/O.
- Measure 4-20 mA output signals from transmitters.
- Measure 10-50 mA signals in older control systems using the 99.9 mA range.



Specifications - 771 Process Clamp Meter

Range/Resolution	Accuracy
-20.99 to +20.99 mA	0.2 % or reading + 5 counts
-21.0 to -99.9 mA +21.0 to +99.9 mA	1 % reading + 5 counts
General specifications	
Operating temperature	-10 °C to 50 °C
Storage temperature	-25 °C to 60 °C
Operating humidity	<95 % @ <30 °C, <75 % @ 30 °C to 55 °C
Operating altitude	0 m to 2000 m
IP rating	IP 40
Size	59 mm x 38 mm x 212 mm, (2.32 in x 1.5 in x 8.35 in)
Weight	260 g, (9.1 oz)
Vibration random	2 g, 5 Hz to 500 Hz
Shock	1 meter drop test (excluding the jaw)
EMI, RFI, EMC	Meets EN61326-1
Temperature coefficients	0.01 % / °C, <18 °C or > 28 °C
Power, battery life	[2] AA 1.5 V alkaline, IEC LR6, 20 hours typical
Category rating	CAT II 300 V
Warranty	Three-years for electronics, one-year for clamp cable assembly

Related products - 771 Process Clamp Meter



Fluke 707
Loop Calibrator
See page 36.

W 59-07-0707



Fluke 125
ScopeMeter
See page 49.

W 59-27-0125

For more information, go to www.fluke.com/processmeters

Steel mill keeps its emissions record stainless

Follow along as the 771 tests control loops for system operations and emissions at a steel mill. Users explain the benefits of milliamp percentage readings and dual milliamp and percent of scale readings as they monitor boiler performance.

Download this application note at [www.fluke.com/FN-Steel 771](http://www.fluke.com/FN-Steel_771)



Detachable clamp used to measure 4 mA to 20 mA signals on transmitters without breaking the loop.

Included accessories

Carrying case, and instruction manual.

Ordering information

FLUKE-771 Milliamp Process Clamp Meter

W 59-07-0771

Process Calibration Tools

Fluke 54 Series II Thermometer

FLUKE®

Lab accuracy in a field thermometer



The Fluke 51, 52, 53 and 54 Series II Thermometers offer high accuracy with fast response times to quickly capture your measurement and show trends. Choose from four models to get the functionality, thermocouple support and data logging you need.

All models offer:

- Laboratory accuracy: $\pm (0.05\% + 0.3\text{ }^{\circ}\text{C})$.
- Large backlit dual display presents all the information you need at a glance.
- Min, Max, and Avg—with time references—captures major events.
- Electronic Offset function maximizes overall accuracy by allowing you to compensate for thermocouple errors.
- Supports a wide range of thermocouple types.
- Temperatures displayed in $^{\circ}\text{C}$, $^{\circ}\text{F}$, or Kelvin (K).
- Splash and dust resistant case.
- Sleep mode to increase battery life (typical 1000-hour life).
- Battery door allows easy battery replacement without breaking the calibration seal.

Powerful data logging capabilities

The Fluke 53 and 54 Series II can log up to 500 points of data to internal memory.

- User-adjustable recording intervals.
- Real-time clock captures the exact time of day of events.
- Recall function allows logged data to be easily reviewed on the meter display.
- For further analysis and graphing, data can be exported to optional FlukeView® PC software using the thermometer's IR communication port.



Fluke 63, 66, and 68 Infrared Thermometers

Infrared thermometers are perfect for measuring hot, moving, electrically energized, and hard-to-reach objects and equipment.

- Wide temperature range and quick response time.
- Choice of D:S – 12:1 (63) 30:1 (66) 50:1 (68).
- Laser sighting.
- Adjustable emissivity (66/68) for more accuracy.
- Two-year warranty.



Intrinsically safe Fluke 68 version available (see page 37).

Fluke 61 Infrared Thermometers

- Easy to use one button operation.
- Easy targeting with bright laser.
- Shock-absorbing molding increases ruggedness.
- Two-year conditional warranty.
- Temperature measurement range up to $275\text{ }^{\circ}\text{C}$ ($525\text{ }^{\circ}\text{F}$).
- 8:1 optics.
- Accurate to within $\pm 2\%$ of reading or $2\text{ }^{\circ}\text{C}$, which ever is greater.



Specifications – 51, 52, 53 and 54 Series II

Features	51	52	53	54
Thermocouple types	K,J,T,E	K,J,T,E	K,J,T,E,N,R,S	K,J,T,E,N,R,S
Number of inputs	Single	Dual	Single	Dual
Time stamp	Relative time	Relative time	Time of day	Time of day
Temperature measurement accuracy (for temperatures above $-100\text{ }^{\circ}\text{C}$)	Type J,K,T,E,N: $\pm [0.05\% + 0.3\text{ }^{\circ}\text{C} (0.5\text{ }^{\circ}\text{F})]$ Type R,S: $\pm [0.05\% + 0.4\text{ }^{\circ}\text{C} (0.7\text{ }^{\circ}\text{F})]$			
Measurement range (depending on thermocouple type)	$-250\text{ }^{\circ}\text{C}$ ($-418\text{ }^{\circ}\text{F}$) to $1767\text{ }^{\circ}\text{C}$ ($3212\text{ }^{\circ}\text{F}$)			
Display resolution	$0.1\text{ }^{\circ}\text{C}/^{\circ}\text{F}/\text{K} < 1000\text{ }^{\circ}$, $1\text{ }^{\circ}\text{C}/^{\circ}\text{F}/\text{K} \geq 1000\text{ }^{\circ}$			
Operating temperature	$-10\text{ }^{\circ}\text{C}$ to $50\text{ }^{\circ}\text{C}$ ($14\text{ }^{\circ}\text{F}$ to $122\text{ }^{\circ}\text{F}$)			
Storage temperature	$-40\text{ }^{\circ}\text{C}$ to $60\text{ }^{\circ}\text{C}$ ($-40\text{ }^{\circ}\text{F}$ to $140\text{ }^{\circ}\text{F}$)			
Humidity	0% to 90%; $0\text{ }^{\circ}\text{C}$ to $35\text{ }^{\circ}\text{C}$ ($32\text{ }^{\circ}\text{F}$ to $95\text{ }^{\circ}\text{F}$), 0% to 70%; $0\text{ }^{\circ}\text{C}$ to $50\text{ }^{\circ}\text{C}$ ($32\text{ }^{\circ}\text{F}$ to $122\text{ }^{\circ}\text{F}$)			
Weight	400 g (14 oz)			
Size (HxWxD)	17.3 cm x 8.6 cm x 3.8 cm (6.8 in x 3.4 in x 1.5 in)			
Battery	Three AA batteries; typical 1000-hour life			
Warranty	Three-years			

Recommended accessories – 51, 52, 53 and 54 Series II Thermometers



TPak
ToolPak Meter
Hanging Kit
See page 63.

W 59-15-8903



80PK-8
Pipe Clamp
Temperature Probe
See page 60.

W 59-13-0008



80PK-22
SureGrip™ Immersion
Temperature Probe
See page 60.

W 59-13-0022



80PK-25
SureGrip™ Piercing
Temperature Probe
See page 60.

W 59-13-0025



FVF-SC1
FlukeView Forms
Software
See page 57.

W 59-15-0001

Included accessories

Fluke 50 Series II: 80PK-1 Bead Thermocouple(s), batteries, overview manual and instructional guide on CD-ROM.

Fluke 63, 66, 68: Carrying case, users manual, 9 V battery.

Fluke 61: Instruction sheet and 9 V battery.

Ordering information

- W 59-07-5051 FLUKE-51-2 Digital Thermometer, Single Input
- W 59-07-5052 FLUKE-52-2 Digital Thermometer, Dual Input
- W 59-07-5053 FLUKE-53-2 Datalogging Thermometer, Single Input
- W 59-07-5054 FLUKE-54-2 Datalogging Thermometer, Dual Input
- W 59-07-0063 FLUKE-63 Infrared Thermometer
- W 59-07-0066 FLUKE-66 Infrared Thermometer
- W 59-07-0068 FLUKE-68 Infrared Thermometer
- FLUKE-68IS Intrinsically Safe Infrared Thermometer
- W 59-07-0061 FLUKE-61 Infrared Thermometer

Thermometers

For more information, go to
www.fluke.com/thermometers

Fluke 560 Series Infrared Thermometers

FLUKE®

Go beyond other IR thermometers with more applications



New

CE

Fluke 566 and 568 IR and contact thermometers

Just when you thought advanced IR temperature measurement should be easier! With a straightforward user interface and soft-key menus, the Fluke 566 and 568 make even complex measurements easy. With just a few pushes of a button you can easily adjust emissivity, start data logging, or turn on and off alarms. With a rugged, easy-to-use design, the Fluke 566 and 568 can stand up to tough industrial, electrical, and mechanical environments.

- Measure up to 800 °C (1470 °F).
- Easily access advanced features with the soft-key buttons and graphical display.
- Measure smaller objects from further away.
- Compatibility with most type-K thermocouples.
- Confidently measure more surfaces, with adjustable emissivity and built-in materials table.
- Log and download measurements for reporting (568).
- Two levels of backlight.
- Audible and visual alarms alert you to measurements outside of set limits.
- Min, Max, Avg, and Dif functions.
- Includes KTC Bead Probe.
- 1 % measurement accuracy.
- Versatile interface with six languages.

Specifications – Infrared Thermometers

Models	Fluke 561	Fluke 566	Fluke 568	Fluke 681S	Fluke 62
Infrared temperature range	-40 °C to 535 °C (-40 °F to 1022 °F)	-40 °C to 650 °C (-40 °F to 1200 °F)	-40 °C to 800 °C (-40 °F to 1470 °F)	-32 °C to 760 °C (-25 °F to 1400 °F)	-30 °C to 500 °C (-20 °F to 932 °F)
Accuracy	greater of ± 1 % or ± 1 °C (2 °F)			greater of ± 1 % or ± 1 °C (2 °F)	greater of ± 1.5 % or ± 1 °C (2 °F)
Distance to Spot (D:S)	12:1	30:1	50:1	50:1	10:1
Sighting	Laser point				
Typical distance to target	Up to 2.5 m (7 ft)	Up to 4.5 m (15 ft)	Up to 7.5 m (25 ft)	Up to 7.5 m (25 ft)	Up to 2 m (6 ft)
Probe type	Thermocouple K			RTD	
Contact temperature range	-40 °C to 550 °C (-40 °F to 1022 °F)	-270 °C to 1372 °C (-454 °F to 2501 °F)		-40 °C to 260 °C (-40 °F to 500 °F)	
Number of on-board memory locations		20	99	12	
PC download and software			Yes, with FlukeView® Forms		
Soft-key feature menu navigation		Yes			
Min/Max/Avg/Dif	Min/Max/Dif	Min/Max/Avg/Dif		Min/Max/Avg/Dif	Max
English, French, Chinese, Spanish, Portuguese, German user interface		Yes			
Material type adjustment (emissivity)	Hi/Med/Lo	Material table or 0.1 to 1.00 by 0.01		0.1 to 1.00 by 0.01	Preset to 0.95
Two levels of backlight		Yes			
High and low alarms		High and low alarms		High and low alarms	
Hazardous location approval				FM approved intrinsically safe	
Hands-free logging		Yes			
Battery	2 AA			9 V	
Included case	Hard case (except 561/R and 561/P)	Hard case Hard case			Soft case
Warranty	Two-years				

Recommended accessories – Infrared Thermometers



80PK-11
Pipe Clamp Probe
(all models)
See page 60.



LVD1
Volt Light
(all models)
See page 56.



C101
Deluxe
Hard Case
See page 62.

W 59-07-0001

For more information, go to www.fluke.com/thermometers

Fluke 62 Mini Infrared Thermometer

- Temperature measurement range up to 500 °C (932 °F).
- 10:1 optics.
- Accurate to within ± 1.5 % of reading or ± 1.5 °C.
- Max temperature display.
- Laser sighting.
- Backlit display.
- Two-year conditional warranty.



Fluke 561 Infrared and Contact Thermometer

The Fluke 561 combines the temperature measurement functions that professionals need for most HVAC and industrial jobs, all in one tool.

- Velcro® pipe probe for superheat and sub-cooling and other contact and ambient measurements.
- Min, Max and Dif functions help you quickly identify problems.
- Scan large areas or small objects quickly and efficiently.



Included accessories

Fluke 561: Thermocouple K-type Velcro® pipe probe, carrying case, users manual, two AA batteries.

Fluke 566: Thermocouple K-type bead probe, carrying case, users manual and quickstart guide, two AA batteries.

Fluke 568: USB cable, FlukeView® Forms software, thermocouple K-type bead probe, carrying case, users manual and quickstart guide, two AA batteries.

Fluke 62: Storage pouch and instruction sheet.

Ordering information

W 59-07-0561	FLUKE-561	Infrared Thermometer
W 59-07-0566	FLUKE-566	Infrared Thermometer
W 59-07-0568	FLUKE-568	Infrared Thermometer
W 59-07-0062	FLUKE-62	Mini Infrared Thermometer



Utilities



Residential



Industrial



Commercial



Electrical



HVAC/AQ

Thermometers

Fluke 570 Series Infrared Thermometers

**The predictive maintenance
professional's precision diagnostic tool**



CE

The Fluke 572, 574 and 576 non-contact thermometers are ideal professional diagnostic tools for maintenance professionals requiring the most accurate temperature readings at all distances. Predictive maintenance professionals requiring analysis and documentation use the 574 or 576 models, with 100-point data logging and digital photographs (576 only) with the included software for graphing and analysis for follow-up reporting and documentation.

- Backlit display for poorly lit areas.
- Displays last ten temperature readings on bar graph for easy reference.
- Enhanced optics (distance to spot ratio up to 60:1) allow measurements of smaller objects from farther away.
- Coaxial three-dot laser sighting system highlights the true diameter of measurement spots at all distances.
- Adjustable emissivity setting (all models) and 30 pre-set common material values (574, 576) for more accurate measurements.
- 100-data point logging for documentation (574, 576).
- Customizable log names, alarms, and emissivity values for personalized measurements (574, 576).
- Software to log, graph, and analyze temperature data via RS-232 (574) connection or USB connection (576, includes photo viewing feature).
- Instantly captures photographs of measurement locations along with temperature and date-time information for improved documentation and maintenance follow-up (576).
- Close-focus option available for specialized, small target applications.
- Durable hard plastic storage case.



CE

574-NI Nonincendive Thermometer

When safety is a concern and data logging and downloading are required, the Fluke 574 Nonincendive (NI) thermometer is the product to choose. It has the same great features as the standard 574 model thermometers with the extra confidence of a Factory Mutual approval for use in hazardous environments.

Class I, Division 2, Groups A, B, C, D: Class I, Zone 2 IIC; T4 Ta=50 °C when used with 1.5 V alkaline batteries.



Fluke 576 Photographic Non-contact Thermometer

The Fluke 576 thermometer measures temperature while digitally photographing the measured area and its surroundings. The 576 allows you to:

- Ensure consistency of repeated measurements by using prior photos as a reference.
- Position the laser sighting to assure the measurement area is the same.
- Create customized company reports with the software, data and photos, using standard Windows programs.

Specifications - 572, 574 and 576 IRTs

Models	Fluke 572	Fluke 574	Fluke 574-NI	Fluke 576
Temperature range	-30 °C to 900 °C (-25 °F to 1600 °F)			
D:S (Distance to Spot size)	60:1 [50:1 with close focus option (close focus not available with NI model)]			
Laser sighting	3-dot, coaxial, extra-bright			
Emissivity	Adjustable	Adjustable, plus table of 30 preset values		
Accuracy	± 0.75 % of reading or (± 0.75 °C (± 1.5 °F) whichever is greater (assumes ambient operating temperature of 23 °C [73 °F])			
Response time	250 mSec			
Display hold (7 seconds)	Yes			
LCD backlit	Yes			
Max, Min temperatures	Yes			
Dif, Avg temperatures	No	Yes	Yes	Yes
Recall last reading	Yes			
Audible/visible Hi alarm	Yes			
Audible/visible Lo alarm	No	Yes	Yes	Yes
Bar graph display	Yes			
100 points data logging	No	Yes	Yes	Yes
Data graphing software (Windows 2000, XP compatible)	No	Yes	Yes	Yes
Photo viewing software (Windows 2000, XP, NT compatible)	No	No	No	Yes
26 images (640 x 480 pixel)	No	No	No	Yes
100 images (320 x 240 pixel)	No	No	No	Yes
Image file format (.jpg)	No	No	No	Yes
Protective hard case	Yes			
Weight	472 g (1 lb, 1 oz)	480 g (1 lb, 1 oz)	480 g (1 lb, 1 oz)	580 g (1 lb, 1 oz)
Dimensions	16.7 cm x 5 cm x 19.8 cm (6.58 in x 1.97 in x 7.80 in)			16.7 cm x 5 cm x 23.8 cm (6.58 in x 1.97 in x 9.57 in)
Power	2 AA batteries	2 AA batteries/ AC adapter	2 AA batteries/ AC adapter	2 AA batteries/ USB
Warranty	Two-years, conditional			
Additional options/accessories	Nylon holster, NIST traceable calibration certificate	Nylon holster, NIST traceable calibration certificate, analog cable		

Included accessories

2 AA batteries, operator's guide (on CD), durable hard case, thermocouple K probe (574, 576), power supply (574), RS-232 data cable (574), USB 1.1 cable (576), data graphing, storage and analysis software on CD-ROM (574, 576).

Ordering information

FLUKE-572	Precision Infrared Thermometer
W 59-07-0572	
FLUKE-572-CF	Precision Infrared Thermometer with Close Focus Option
W 59-07-0573	
FLUKE-574	Precision Infrared Thermometer w/Logging SW
W 59-07-0574	
FLUKE-574-NI	Precision Infrared Thermometer w/Logging SW Nonincendive
FLUKE-574-CF	Precision Infrared Thermometer w/Logging SW Close Focus
FLUKE-576	Precision, Photographic Infrared Thermometer w/Logging SW
W 59-07-0576	
FLUKE-576-CF	Precision, Photographic Infrared Thermometer w/Logging SW Close Focus

Thermometers

For more information, go to
www.fluke.com/thermometers

Ti25 and Ti10 Thermal Imagers

The perfect thermal imagers for everyday troubleshooting and maintenance



The perfect tools to add to your problem solving arsenal. Built for tough work environments, these high-performance, fully radiometric imagers are ideal for troubleshooting electrical systems, electro-mechanical equipment, process equipment, HVAC/R equipment and others.

- Enhanced problem detection and analysis capabilities with patent-pending IR-Fusion® Technology—only available from Fluke.
- Optimized for field use in harsh work environments.
 - Engineered and tested to withstand a 2 meter (6.5 ft) drop
 - Withstands dust and water—tested to an IP54 rating
 - Innovative protective lens cover protects the lens when not in use
- Delivers the clear, crisp images needed to find problems fast
 - Identify even small temperature differences that could indicate problems with excellent thermal sensitivity (NETD)
 - Even the smallest details become visible with the large, widescreen full color LCD display
- Intuitive, three-button menu is easy to use... simply navigate with the push of a thumb.
- No need to carry pen and paper—record findings by speaking into the camera—comments are saved with the image (Ti25 only).
- Store more than 3,000 screen images (.bmp format) or 1,200 IR-Fusion images on included 2 GB SD memory card.



See page 41 to find out the power of IR-Fusion Technology—only available from Fluke.

Specifications - Ti25 and Ti10 Imagers

Features	Ti25	Ti10
Temperature measurement range (not calibrated below -10 °C)	-20 °C to +350 °C (-4 °F to + 662 °F) (two ranges)	-20 °C to +250 °C (-4 °F to + 482 °F)
Accuracy	± 2 °C or 2 % (whichever is greater)	± 5 °C or 5 % (whichever is greater)
Field of view	23° x 17°	
Spatial resolution (IFOV)	2.5 mRad	
Minimum focus distance	Thermal lens: 15 cm (6 in) Visible (visual) light lens: 46 cm (18 in)	
Image frequency	9 Hz refresh rate	
Detector type	160 X 120 focal plane array, uncooled microbolometer	
Infrared lens type	20 mm F = 0.8 lens	
Thermal sensitivity (NETD)	≤ 0.1 °C at 30 °C (100 mK)	≤ 0.2 °C at 30 °C (200 mK)
Visual camera	640 x 480 resolution	
Palettes	Ironbow, blue-red, high contrast, amber, hot metal, gray	Ironbow, blue-red, high contrast, gray
IR-Fusion® information	Full infrared with Max, Mid, or Min automatic blending; and picture-in-picture with Max, Mid, or Min automatic blending (Visual and IR blending)	Full infrared or picture-in-picture
Voice annotation	60 seconds maximum recording time per image	
Storage medium	SD memory card (2 GB memory card will store at least 1200 fully radiometric (.is2) IR and linked visual images each with 60 seconds voice annotations or 3000 basic (.bmp) IR images)	
File formats	Non-radiometric (.bmp) or fully-radiometric (.is2) No analysis software required for non-radiometric (.bmp) files	
Software	SmartView™ full analysis and reporting software included	
Power	Battery: Internal rechargeable battery pack (included) Battery life: Three to four hours continuous use (assumes 50 % brightness of LCD) Battery charge time using ac adapter/charger and dc car charger: Two hours for full charge	
AC operation/charging	AC adapter/charger (110 V ac to 220 V ac, 50 Hz to 60 Hz). Charges battery while imager is operating. Universal ac mains adapters included.	
IP rating	IP54	
Warranty	Two-years	

Recommended accessories - Ti25, Ti10, and Ti20 Thermal Imagers



Ti20-Visor
Sun Visor



Ti30-TBP
Rechargeable Battery Pack
(for use with Ti20 Thermal Imager)



Ti-CAR CHARGER
Car Charger

Thermal Imaging

For more information, go to
www.fluke.com/thermal_imaging

Fluke Ti20 Thermal Imager Everything needed for fast and easy inspection routing

The unbeatable solution for preventive and entry-level predictive maintenance.

- Fast and easy inspection routing. Plan your equipment inspection route, load it into the imager once and then follow the easy, on-imager location instructions each time you perform inspections.
- Complete imaging solution. The Ti20 is packaged with all necessary accessories including unlimited use InsideIR™ companion software and a training CD to get you up and running right away.
- Designed for industrial use. Rugged Fluke construction; IP54-rated for use in harsh work environments.
- Easy image capture. Just point, focus and pull the trigger!



Included accessories

Fluke Ti25/Ti10: Thermal imaging camera w/20 mm lens, ac power supply/battery charger (including mains adapters), SD memory card, SD card reader (USB), SmartView™ software, rugged hard carrying case, soft transport bag, hand strap, users manual, warranty registration card.

Fluke Ti20: Thermal imaging camera, InsideIR software, USB communication cable, hard carrying case, soft-sided carrying case, wrist strap, 2 rechargeable battery packs, one 1 AA battery carrier, training materials and getting started guide.

Ordering information

FLK-Ti25 9HZ	Thermal Imager	W 59-07-0025
FLK-Ti10 9HZ	Thermal Imager	
FLUKE-Ti20 US	Thermal Imager	W 59-07-0020
FLUKE-Ti20 INT	Thermal Imager	
FLUKE-Ti20 INT/9	Thermal Imager	
	Ampac	
	Ampac 9 Hz	

Fluke 975 AirMeter™

Five powerful tools in one, with simple one-touch air velocity



The Fluke 975 test tool combines five powerful air quality tools into one. Identify and diagnose indoor air quality issues quickly and easily with one rugged, handheld device. The Fluke 975 measures and simultaneously displays temperature, humidity, CO₂ and CO. At the press of a button, it quickly measures air flow and percentage of outside air.

- Simultaneously measures, logs, and displays temperature, humidity, CO₂, and CO on a bright, backlit LCD display.
- % of outside air calculation.
- One-touch air flow and velocity with available probe.*
- Dew point and wet bulb temperature.
- CO₂ and CO field calibration feature.
- Min/Max/Average on all measured and calculated readings.
- Audible and visual threshold alarms.
- Extensive discrete or continuous data logging capacity, downloadable to PC via USB interface.
- Includes NIST-traceable certificate of calibration.
- Automatically compensates for barometric pressure changes.
- Two-year warranty.

*Included with Fluke 975V, optional with Fluke 975.

Features	Range	Display Resolution	Accuracy
Temperature	-20 °C to 50 °C (-5 °F to 122 °F)	0.1 °C (0.1 °F)	± 0.9 °C/± 1.62 °F from 40 °C to 60 °C ± 0.5 °C/± 1.00 °F from 5 °C to 40 °C ± 1.1 °C/± 1.98 °F from -20 °C to 5 °C
Relative humidity	10 % to 90 % RH non-condensing	1 %	± 2 % RH (10 % RH to 90 % RH)
Air velocity	50.0 fpm to 3000 fpm 0.25 m/sec to 15 m/sec	1 fpm (0.005 m/sec)	± 4 % or 4 fpm* ± 4 % or 0.02 m/sec* whichever is greater *Accuracy specification only valid for velocity readings above 50 fpm.
CO ₂	0 to 5000 ppm	1 ppm	Warm up time 1 min (5 minutes for full specification) 2.75 % + 75 ppm
CO	0 to 500 ppm	1 ppm	± 5 % or ± 3 ppm, whichever is greater, @ 20 °C and 50 % RH

Also available:

Fluke-975CK AirMeter Calibration Kit includes the gases and tools necessary to keep your Fluke 975 AirMeter calibrated.



Fluke-975VP AirMeter Velocity Probe for use with Fluke 975 AirMeter.



See page 25 for information on the 902 True-rms HVAC Clamp Meter.

Fluke 922 Airflow Meter/Micromanometer

Analyze airflow. Easily.

Make airflow measurements easy by combining differential pressure, air flow, and velocity into a single, rugged meter. Used with any pitot tube, the Fluke 922 is the perfect entry point for technicians measuring air flow for the first time, yet powerful enough for advanced users.

- Measures differential and static pressure, air velocity and flow readings
- User-defined duct shape and size for maximum airflow accuracy
- Bright, backlit display
- Min/Max/Average/Hold functions
- Auto power off

Features	Range	Accuracy
Air Pressure	± 4000 Pascals ± 16 in H2O ± 400 mm H2O ± 40 mbar ± 0.6 PSI	± 1 % + 1 Pascal ± 1 % + 0.01 in H2O ± 1 % + 0.1 mm H2O ± 1 % + 0.01 mbar ± 1 % + 0.0001 PSI
Air Velocity	250 to 16,000 fpm (1 to 80 m/s)	± 2.5 % of reading at 2000 fpm (10.00 m/s)
Air Flow (Volume)	0 to 99,999 cfm 0 to 99,999 m3/hr 0 to 99,999 l/s	Accuracy is a function of velocity and duct size
Temperature	0 °C to 50 °C (32 °F to 122 °F)	0.1 °C (0.1 °F)
Data Storage	99 readings	
Warranty	Two-years	
Power	Four AA batteries	



Included accessories

Fluke 975: AA alkaline batteries (3), users manual (with safety information), calibration cap, hard carrying case, FlukeView® Forms software, power adapter, international power plugs, air velocity probe (Fluke 975V only).

Fluke 922: Two rubber hoses, four AA alkaline batteries 1.5 V, users manual, soft carrying case.

Fluke 922 Kit: 12 inch pitot tube, two rubber hoses, ToolPak Magnetic Meter Hanging Kit, four AA alkaline batteries 1.5 V, users manual, hard carrying case.

Ordering information

FLUKE-975 AirMeter™
FLUKE-975V AirMeter™ with Velocity
FLUKE-922 Airflow Meter
FLUKE-922/Kit Airflow Meter Kit

W59-07-0975

W59-07-1975

W59-77-0922

Indoor Air Quality

For more information, go to www.fluke.com/IAQ

Indoor Air Quality Tools

Easy-to-use tools to help you maintain good IAQ



Fluke 971 Temperature Humidity Meter

Temperature and humidity are two important factors in maintaining optimal comfort levels and good indoor air quality. Quickly and conveniently take accurate humidity and temperature readings with the Fluke 971. The Fluke 971 is invaluable for facility maintenance and utility technicians, HVAC-service contractors, and specialists who assess indoor air quality (IAQ). Lightweight and easy to hold, the Fluke 971 is the perfect tool for monitoring problem areas. With a rugged holster and twist-open protective sensor cover, the Fluke 971 is built to perform and made to last.

Features:

- Backlit dual display of humidity and temperature.
- Measures dew point and wet bulb temperatures.
- 99 record storage capacity.
- Ergonomic design with belt clip and protective holster.
- Quick-response capacitance sensor with twist-open protective cover.
- Compact and lightweight at 188 g (6.6 oz).
- Temperature range from -20 °C to 60 °C [-4 °F to 140 °F].
- Relative humidity from 5 % to 95 %.
- Min/Max/Avg Data hold.
- Low battery indicator.
- One-year warranty.

Fluke 983 Particle Counter

The Fluke 983 Particle Counter measures and displays six channels of particle size distribution. The Fluke 983 holds 5000 logged samples including date, time, counts, sample volume, temperature and relative humidity. Data is easily downloaded using the included windows compatible utility software. The Fluke 983 is invaluable for IAQ investigations, allowing you to determine size distribution of airborne particles or track down a particle source.

Features:

- Compact and easy to operate.
- Graphic liquid crystal display with backlight.
- Simple connection to computer or printer.
- Selectable sample time, count data and programmable delay.
- Set sample size to cubic feet or liters, set temperature measurements to °C or °F.
- Data displayed in totalize or concentration modes.
- Automatic turn-off when battery voltage drops below safe operating level.
- Meets JISB9921:1997 and CE standards.
- Battery or ac operation with internal rechargeable battery.
- Protective holster.
- Rugged, hard shell carrying case.
- One-year warranty.



Fluke RLD1 Leak Detector

The compact, easy-to-use, RLD1 UV flashlight uncovers refrigerant leaks instantly. The green LED indicates when the leak detector is "on", by highlighting the leak detection dye. With 100,000 hours of life, this handy leak detector is a must have for HVAC Technicians.

- UV LED (375 nm wavelength) detects leak detection dyes.
- Easy to use with press and hold power control.
- Green LED indicates UV light "on".
- Operating temperature 0 °C to 50 °C.
- Convenient key chain and AAA battery included.

CO-220 Carbon Monoxide Meter

- Stand-alone CO meter that does not require a digital multimeter.
- Large backlit LCD displays CO levels from 0 to 1000 ppm.
- Beeper triggers with increasing frequency as CO levels rise.
- MAX hold function stores and displays the maximum CO level.
- Automatic sensor zeroing and self-test upon startup.



CO-205 Aspirator Kit

The CO-205 flue gas sampling accessory kit includes:

- Stainless steel sampling tube.
- Aspirator to draw flue sample.
- Replaceable particulate filter.
- Nose cap for connection to the Fluke CO-210/CO-220.



Included accessories

Fluke 971: Users manual, four AAA alkaline batteries.

Fluke 983: Certificate of Calibration (NIST), Windows compatible software download utility, DB9 to RS-232 adapter and cable, isokinetic probe, high purity tubing, 1/8 inch hose barb adapter, power supply, users manual, zero count filter, protective holster and hard molded plastic case.

Ordering information

FLUKE-971	Temperature Humidity Meter
W 59-07-0971	
FLUKE-983	Particle Counter
FLUKE-983TPK 220	Thermal Printer Kit, 220 V
FLUKE-983TPK 120	Thermal Printer Kit, 120 V
FLUKE-CO-205	Aspirator Kit
W 59-15-0205	
FLUKE-CO-220	Carbon Monoxide Meter
W 59-07-0220	

For more information, go to www.fluke.com/IAQ

Indoor Air Quality

**Handheld oscilloscopes for professionals
with challenging troubleshooting situations**



The ScopeMeter 192, 196 and 199 high-performance oscilloscopes have bandwidth of 60, 100 and 200 MHz and sample rates up to 2.5 GS/s. The C models add a high-resolution display that has a fast update rate, waveform pass/fail test and a digital persistence mode—making the analysis of complex and dynamic signals that much easier.

For industrial, electronic or electro mechanical applications the 123, 124 and 125 Industrial ScopeMeters feature 20 or 40 MHz bandwidth, Connect-and-View™ software for measurements and a dual DMM and paperless recorder to virtually any job done.

Specifications – ScopeMeter® Test Tools

	W 59-27-2199	W 59-27-2196	W 59-27-0199	W 59-27-0196	W 59-27-0192	W 59-27-0125	W 59-07-0124	W 59-27-0123
	Fluke 199C	Fluke 196C	Fluke 199B	Fluke 196B	Fluke 192B	Fluke 125	Fluke 124	Fluke 123
Bandwidth	200 MHz	100 MHz	200 MHz	100 MHz	60 MHz	40 MHz	20 MHz	20 MHz
Max real time sample rate	2.5 GS/s	1.0 GS/s	2.5 GS/s	1.0 GS/s	0.5 GS/s	25 MS/s	25 MS/s	25 MS/s
Max record length (per input)	3000 points					512 points (min/max pairs)		
Number of Inputs	2 Scope and 1 DMM (Isolated)					2 Scope Or DMM		
Input sensitivity	2 mV/div to 100 V/div		5 mV/div to 100 V/div			5 mV/div to 500 V/div		
Independently isolated floating inputs	•							
Display and display modes								
Display	Color		Monochrome			Monochrome		
Persistence	Digital with variable decay		On/Off					
Envelope mode			•			•		
Waveform compare			•					
FFT	•							
Pass/fail testing	•							
Triggering								
Connect-and-View™ trigger			•			•		
Edge, single, free run			•			•		
Video			•			•		
Video lines			•			•		
Pulse width			•					
External			•			With ITP 120 Option		
Advanced functions								
Cursors			•			Cursors and power measurements	•	
Zoom			•					
Dual input Trendplot™			•			•		
ScopeRecord™ mode			•					
Automatic capture and replay last 100 screens			•					
Waveform mathematics			•			Harmonics mode		
Save setups and screens			10			20		10
True-rms multimeter			5000 counts, volts, amps, ohms, continuity, diode, temp					
Safety, power and warranty								
Safety (EN61010-1)	CAT II 1000 V/CAT III 600 V					CAT III 600 V ¹		
Battery	4-hour Ni-MH					7-hour NiMH		7-hour NiMH
Line power	Adapter/battery charger included							
PC printer interface	Yes, using optional optically isolated cable							
Warranty	Three-year on main instrument/one-year on standard accessories							

¹Max input voltage CAT II 1000 V with VP540, 40 MHz 10:1 voltage probe.

Recommended accessories – ScopeMeter Test Tools

	Model	Description	192, 196, 199	123, 124, 125
W 59-12-0120	SCC 120	Software, cable and carrying case package		•
W 59-12-0190	SCC 190	Software, cable and carrying case package	•	
W 59-15-0125	C125	Compact soft case		•
W 59-12-9195	C195	Universal soft carrying case	•	
W 59-12-0091	PAC91	Optical to parallel printer adapter cable	•	•

**Connect
and
View™**

ScopeMeter Test Tools

For more information, go to www.fluke.com/scopemeter

Fluke ScopeMeter® Test Tool accessories

FLUKE®

Measurements made easier

Cable and adapters

PAC91

- Printer adapter cable 0.25 m
- Safety designed optical to parallel printer adapter cable
- See instrument manual for compatible printers



W 59-12-0091

OC4USB

- Optically-isolated serial to USB adapter



W 59-12-2166

PM9081

- Dual banana plug 4 mm male to female BNC adapter
- The set consists of two adapters



W 59-12-9081

PM9082

- Dual banana jack 4 mm female to male BNC adapter
- The set consists of two adapters



W 59-12-9082

PM9091

- 50 ohm coaxial BNC cable set, 3 m x 1.5 m
- Three colored BNC male connectors (red, gray and black) for easy identification



PM9092

- 50 ohm coaxial BNC cable set, 3 m x 0.5 m
- Three colored BNC male connectors (red, gray and black) for easy identification



PM9093

- Male BNC to dual female BNC T-piece
- Set consists of two adapters



BB120

- Two shielded banana-to-BNC adapters
- Adapting probes and BNC adapters to 123 and 124 ScopeMeter test tools



W 59-15-1120

Trigger and differential probes

DP120 Differential Probe

- 1.5 m with shrouded banana probe tips (red and black)
- CAT III 600 V/CAT II 1000 V rated



W 59-12-1201

ITP120 Optically Isolated Trigger Probes

- 1.2 m, for ScopeMeter 123
- Included hookclip with ground lead
- Max. signal voltage and voltage to ground: CAT II 600 V rms



W 59-12-1200

Software, carrying cases and kits

W 59-12-0120

SCC120 Software Cable Case for 123, 124, 125

W 59-12-0190

SCC190 Software Cable Case for 192, 196, 199

Accessories package, including:

- FlukeView® ScopeMeter® Software for Windows English, French and German languages
- OC4USB Optically Isolated RS-232 Adapter/Cable
- Hard carrying case C120 or C190



C120 Hard Carrying Case for 123, 124, 125

W 59-12-0190

C190 Hard Carrying Case for 192, 196, 199

- Storage compartments for test leads, probes, instruction manual, power adapter and other small accessories

C195 Soft Carrying Case Universal

- Durable soft case. Adjustable storage compartments suitable for all ScopeMeter models. Storage compartments for test leads, probes, instruction manual, power adapter and other accessories



W 59-12-9195

C125 Compact Soft Case for 123, 124, 125

- Zippered carrying case (black) for 123, 124
- Pouch is designed to carry test leads and probes
- Convenient belt loop accommodates tool belt



W 59-15-0125

For more information, go to www.fluke.com/scopemeter

ScopeMeter Test Tools



FLUKE®

[illegible]

Accessories

For more information, go to www.fluke.com/accessories

Fluke accessory sets and kits

FLUKE®

Combines our most popular accessories into convenient money saving packages



W 59-15-2890

New! TLK289 Industrial Master Test Lead Set

- Designed for electrical and electronics test in today's industrial environment
- Includes:
 - SureGrip™ alligator clips, grabbers, hook clips and industrial test probes for dependable contact with a variety of test points
 - Magnetic hanger for convenient suspension of your DMM from a metal surface
 - Temperature adapter with K-Type thermocouple for direct temperature measurement with your DMM's temperature measurement functions
 - Protective soft case for your DMM and all its accessories



New! TLK287 Electronics Master Test Lead Set

- The perfect test lead kit for today's electronics test and design
- Includes:
 - Precision electronic probes with multiple spring-loaded sharp tips to maximize contact with SMD test points
 - Micro-grabbers and leads to enable fine SMD test
 - Mini-alligator clips, grabbers, and probes for virtually every electronics need
 - Both modular test leads and lead-probe combinations. Even couplers for long lead applications



W 59-15-2220

TLK-220 SureGrip™ Accessory Kit with Meter Carry Case

- AC220 Plunger Style Alligator Clips
- AC285 Large Jaw Alligator Clips
- TP220 Sharp Test Probes
- TL224 Right to Straight Test Leads
- Zippered vinyl carry case with moveable divider
- Holds large DMMs

W 59-15-2225

TLK-225 SureGrip™ Master Accessory Kit

- AC220 Plunger Style Alligator Clips
- AC280 Plunger Style Hook Clips
- AC283 Plunger Style Pincer Clips
- AC285 Large Jaw Alligator Clips
- TP220 Sharp Test Probes
- TL224 Right to Straight Test Leads
- 6-pocket storage pouch, keeps the entire set together



T5 Tester Starter Kit

Getting started kit for electricians who already own a Fluke T5 Tester.

- TP220 Test Probes
- AC285 Large Jaw Alligator Clips
- C33 Zippered Soft Case



W 59-15-0238

TL238 SureGrip™ Test Lead Set for high energy environments

- Insulated tip probes help lessen risk of arc flash explosion
- Probe extenders keep hands away from live current
- Includes one pair each, insulated test tip probes, probe extenders and TL224 Test Leads
- Probes and leads CAT III 1000 V, CAT IV 600 V, 10 A, extenders CAT III 1000 V 10 A



W 59-15-1220

TL220 Industrial Test Lead Set

- Starter kit for industrial applications
- TP220 has round, stainless steel tip
- Includes 1 pair: AC220, TP220, TL222
- CAT III 1000 V, CAT IV 600 V, 10 A



W 59-15-0223

TL223 Electrical Test Lead Set

- Starter kit for electrical applications
- TP1 has flat blades for wall sockets
- Includes 1 pair: AC220, TP1, TL224
- CAT III 1000 V, CAT IV 600 V, 10 A

For more information, go to www.fluke.com/accessories

Accessories



Utilities



Residential



Industrial



Commercial



Electrical



HVAC/IAQ



Process



Electronic

Fluke SureGrip™ accessories

FLUKE®

A complete set of probes, leads and clips

Modular test leads



W59-15-1221



W59-15-0222



W59-15-0224



1
S
E
.

1
S
1

with AC220, AC280,
AC283 test clips
• Superior strain relief
• CAT III 1000 V, 10 A,
CAT IV 600 V, 10 A

TL224 SureGrip™ Silicone Insulated Test Leads

- 1.5 m silicone-insulated wire resists heat and cold
- Superior strain relief
- CAT III 1000 V, 10 A,
CAT IV 600 V, 10 A

TL27 Heavy Duty Test Leads

- Rugged EPDM insulation
- 1.5 m long with shrouded, straight connectors and excellent strain reliefs on each end
- CAT III 1000 V, 10 A,
CAT IV 600 V, 10 A

Probes with test leads

W59-15-2001

TP1, TP2, TP4 and TP38 Slim Reach™ Test Probes

W59-15-2002

W59-15-2004

- Slender probe bodies for probing closely spaced or recessed points
- TP1 has a flat blade
- TP2 has 2 mm diameter tip
- TP4 has 4 mm diameter tip
- TP38 has stainless steel insulated probe to help lessen the risk of arc flash explosion
- CAT III 1000 V, 10 A,
CAT IV 600 V, 10 A

TP220 SureGrip™ Industrial Test Probes

- Sharp, 1/2 in. stainless steel tip provides reliable contact
- Flexible finger barrier improves grip
- CAT III 1000 V, 10 A,
CAT IV 600 V, 10 A

W59-15-0221

Push-on clips



W59-15-0072

AC72 Alligator Clips

- Slide-on style for test probes
- Jaws open to 8 mm
- For use with TL71 and TL75 test lead and probe sets
- CAT III 1000 V, 10 A,
CAT IV 600 V, 10 A

Modular clips (for use with test leads)

W59-15-0220



AC220 SureGrip™ Alligator Clips

- Insulated, nickel plated jaws grip objects up to 3/8 in.
- Blunt tip grabs round screw heads
- CAT III 1000 V,
CAT IV 600 V, 10 A

W59-15-0285



AC285 SureGrip™ Alligator Clips

- Multi-purpose tooth pattern grips anything from fine gauge wire to a 3/4 in. nut
- Nickel-plated steel jaws
- CAT III 1000 V,
CAT IV 600 V, 10 A

W59-15-0280



AC280 SureGrip™ Hook Clips

- Profile narrows to .22 in. at tip
- Hook opening .20 in. at front, .08 in. at base
- CAT III 1000 V,
CAT IV 600 V, 3 A

W59-15-0089



AC89 Heavy Duty Insulation Piercing Clip

- Plunger style, safety grip operation with insulated jaws
- Small pin pierces 30 to 14 AWG insulated wire
- CAT III 1000 V, 5 A,
CAT IV 600 V, 5 A

W59-15-0283



AC283 SureGrip™ Pincer Clips

- 4.5 in. flexible, insulated shaft
- Nickel plated pincers open to .20 in.
- CAT III 1000 V,
CAT IV 600 V, 1 A

W59-15-0089



AC87 Heavy Duty Bus Bar Clip Set

- One pair (red, black) of flat, right angle design for connecting to bus bars
- Adjustable collar provides two ranges of jaw openings up to 30 mm
- CAT III 1000 V, 5 A rating



Superior gripping surface made from thermoplastic rubber



New design makes clips, hooks and probes more versatile

SureGrip accessories provide a reliable grip in slippery hands. Rubber-overmolded surfaces and finger-hugging curves give the user a comfortable, steady hold on the accessory so they can focus on making an accurate measurement.

Test lead and probe in one



W59-15-1071

TL71 Premium DMM Test Lead Set

- Flexible silicone insulated leads are heat and cold resistant
- Distinctive comfort grip probes
- Recommended for μ V measurements
- CAT III 1000 V, 10 A,
CAT IV 600 V, 10 A



W59-15-2028

TL28A Heavy Duty Test Lead Set

- Large, solid copper alligator clips with 0.5 in. opening
- Flexible silicone insulated lead are heat and cold resistant
- CAT I 30 V, 10 A



W59-15-1076

TL76 2 mm/4 mm Test Lead Set

- 2 mm threaded probes with removable 4 mm banana-style spring contacts
- Flexible 1.5 m silicone leads
- CAT III 1000 V,
CAT IV 600 V, 10 A



W59-15-1075

TL75 Hard Point Test Lead Set

- Extremely hard alloy tips resist wear
- Distinctive comfort grip probes
- CAT III 1000 V, 10 A,
CAT IV 600 V, 10 A
- 1.5 m PVC leads

Accessories

For more information, go to www.fluke.com/accessories

Fluke test leads, probes and clips

FLUKE®

Test leads for all your measurement needs

For electronic applications



TL80A Basic Electronic Test Lead Set

- 6 piece set with zippered case
- Probes, alligator clips and tip extenders for electronic applications
- CAT II 300 V

W59-15-1080



TL910 Electronic Test Probes with Replacement Tips

- Small profile provides accessibility
- Comes with 5 sets of replaceable tips
- Replacement tips: TP912
- CAT III 1000 V, 3 A

W59-15-0910



TP80 Electronic Test Probes

- Tapered tip ideal for probing electronic components or boards
- Removable guard for IC probing
- CAT III 1000 V, 10 A

W59-15-2080



TP920 Test Probe Adapter Kit

- IC test tip adapters, extended tips, medium alligator clips fit over TL71 and TL75 test lead sets
- IC test tip Adapter, 3 A
- Extended probe tip, 3 A
- Med. alligator clip, 5 A
- CAT II 300 V

W59-15-0920



TL40 Retractable Probe Assembly

- Retractable, insulated sharp probe tip
- CAT III 300 V, 3 A



TL26A Telecom Test Lead Set

- 5-way multipoint test clips for telecommunications applications
- Flexible silicone insulated leads are heat and cold resistant
- CAT I 30 V, 8 A

For automotive applications



TP81, TP82 and TP84

New piercing probes for automotive applications. Control the depth as you pierce insulation.

- Stainless steel probe pierces insulation on 14, 16 and 18 gauge wire
- Design provides complete insulation while working on fuel injectors or sensors
- TP81 for use with modular test leads (Fluke TL224)
- TP82 slips over probe tips (Fluke TL71)
- TP84 is 12 inches long to reach farther into engine compartments.
- Rated to 60 V dc

TP88 Rigid Backprobe Pin Set

- 2 inch long pins pass between the weather pack seal and wire
- Use with Fluke TL71 or TL75 test lead sets
- Rated to 60 V dc



TLK281 Automotive Test Lead Kit

- TP81 Insulation Piercing Probes
- TL224 Suregrip Silicone Test Leads
- TP220 Suregrip Test Probes
- AC220 Suregrip Plunger Style Alligator Clips
- AC285 Suregrip Alligator Clips
- Handy Fluke carrying case
- TP81 rated to 60 V dc; all others rated to CAT III 1000 V, CAT IV 600 V

TP40 Automotive Back Probe Pin Set

- Set of five 1.5 inch pins Rated to 60 V dc
- Provide an easy connection past weather pack seals to connector conductors
- Use with Fluke TL71 or TL75 test lead sets



TL82 Automotive Pin & Socket Adapter Set

- Collection of male and female adapters allows you to make firm connection to pin and socket connectors
- Adapters with flexible tips come in the following sizes: 22, 20, 16 and 12
- Rated to 60 V dc



TLK282 Deluxe Automotive Test Lead Kit

- TP81 Insulation Piercing Probes
- Set of five TP40 Automotive Back Probe Pins
- TL224 Suregrip Silicone Test Leads
- TP220 Suregrip Test Probes
- AC220 Suregrip Plunger Style Alligator Clips
- AC285 Suregrip Alligator Clips
- C280 Suregrip Hook Clips
- Handy Fluke carrying case
- TP81 and TP40 rated to 60 V dc; all others rated to CAT III 1000 V, CAT IV 600 V

High-voltage probes

80K-6, 80K-15, 80K-40 High Voltage Probes

- Allows a digital multimeter to measure up to 6,000 volts peak, 15,000 volts peak and 40,000 volts peak respectively
- 1000:1 division ratio output when connected to 10 MΩ multimeter
- Ground clip included
- Intended for low energy applications that are referenced to ground
- 80K-15 (not available in Europe)

80K-6: W59-15-0806

80K-40: W59-15-0840

For more information, go to www.fluke.com/accessories

Accessories



Utilities



Residential



Industrial



Commercial



Electrical



HVAC/IAQ



Process



Electronic

Fluke current clamps

For use with DMMs, ScopeMeters and power quality analyzers

AC current clamp specifications

	W 59-15-0200	W 59-15-0202	W 59-15-0400	W 59-15-0402	W 59-15-0800	W 59-15-8100	W 59-15-3000	W 59-15-2000	
	i200	i200s	i400	i400s	i800	i1000s	i3000s	i2000 flex	i3000s flex
AC current range	1 A to 200 A	1 A to 200 A	1 A to 400 A	0.5 A to 40 A	1 A to 600 A	0.2 A to 1000 A	1 A to 3000 A	2 A to 2000 A	3 A to 3000 A
Accuracy	≤ 3% +0.5 A/48 to 65 Hz	≤ 1% +0.5 A/48 Hz to 65 Hz	2% + 0.06 A/45 Hz to 400 Hz	.5 A to 40 A, 2% + .015 A, 5 A to 400 A, 2% + .04 A, 45 to 400 Hz	± 2% of rdg., 50 Hz to 1 kHz ± 3% of rdg., (typical) 30 Hz to 50 Hz and 1 kHz to 10 kHz	0.2 to 10 A: 3%+0.1 A, 10 A to 100 A: 2%+0.5 A, 100 A to 1000 A: 1%+1 A, 48 to 65 Hz	1 to 30 A: 2% + 0.1 A to 300 A: 2% + 0.5 A, 1 to 3000 A: 2% + 2 A, 48 to 65 Hz	± 1% of range, 45 to 65 Hz Ranges: 20 A, 200 A, 2000 A	± 1% of range, 45 Hz to 65 Hz Ranges: 30 A, 300 A, 3000 A
Bandwidth (-3 dB)	40 Hz to 40 kHz	40 Hz to 40 kHz	5 kHz to 20 kHz	5 Hz to 10 kHz	10 Hz to 50 kHz	5 Hz to 100 kHz	10 Hz to 100 kHz	10 Hz to 20 kHz	10 Hz to 50 kHz
Maximum conductor diameter	20 mm (0.8 in)	20 mm (0.8 in)	32 mm (1.25 in)	32 mm (1.25 in)	50 mm (1.98 in)	54 mm (2.13 in)	64 x 100 mm (2.52 x 3.94 in)	177 mm (7 in)	177 mm (7 in) or 265 mm (10.4 in)
Maximum conductor size	300 MCM	300 MCM	750 MCM	750 MCM	2-500 MCM or 1-1000 MCM	2-500 MCM or 1-1000 MCM	64 mm (2.52 in)	610 mm (24 in) circumference	610 mm or 915 mm circumference
Output levels	1 mA/A	10 mV/A, 100 mV/A	1 mA/A	10 mV/A, 1 mV/A	1 mA/A, 10 mV/A	1 mV/A, 10 mV/A, 100 mV/A	10 mV/A, 1 mV/A, 0.1 mV/A	100 mV/A, 10 mV/A, 1 mV/A	100 mV/A, 10 mV/A, 1 mV/A
Output cable	1.5 m shrouded banana plugs	2 m to BNC termination	1.5 m shrouded banana plugs	2.5 m to BNC termination	1.2 m shrouded banana plugs	1.6 m to BNC termination	2.1 m to BNC termination	2 m with double shrouded banana plugs	2.1 m to BNC termination
Warranty	One-year	One-year	One-year	One-year	One-year	One-year	One-year	One-year	One-year
Safety rating	CAT III 600 V	CAT III 600 V	CAT III 1000 V, CAT IV 600 V	CAT III 1000 V, CAT IV 600 V	CAT III 600 V	CAT III 600 V	CAT III 600 V	CAT III 600 V	CAT III 600 V

AC clamp-on current probe compatibility

Meter	i200	i200s	i400	i400s	801-600A	i1000s	i3000s	i2000 FLEX ¹	i3000s FLEX
10/11/12/16/18		1 A to 200 A		1 A to 400 A*		0.2 A to 1000 A*	1 A to 3000 A	2 A to 2000 A	3 A to 3000 A
110/111/112		3 A to 200 A		30 A to 400 A*		3 A to 1000 A*	30 A to 3000 A	3 A to 2000 A	3 A to 3000 A
114/116		1 A to 200 A		0.6 A to 400 A*		0.2 A to 1000 A*	1 A to 3000 A	2 A to 2000 A	3 A to 3000 A
115/117	60 A to 200 A	1 A to 200 A	60 A to 400 A	0.6 A to 400 A*	60 A to 600 A	0.2 A to 1000 A*	1 A to 3000 A	2 A to 2000 A	3 A to 3000 A
21/23/73/75/77 Series III	1 A to 200 A	1 A to 200 A	1 A to 400 A	1 A to 400 A*	1 A to 600 A	0.2 A to 1000 A*	1 A to 3000 A	2 A to 2000 A	3 A to 3000 A
26/79 Series III	1 A to 40 A	1 A to 200 A	1 A to 40 A & 200 A to 400 A	2 A to 400 A*	1 A to 40 A & 200 A to 400 A	0.2 A to 1000 A*	2 A to 3000 A	2 A to 2000 A	3 A to 3000 A
27	1 A to 200 A	1 A to 200 A	1 A to 400 A	1 A to 400 A*	1 A to 600 A	0.2 A to 1000 A*	1 A to 3000 A	2 A to 2000 A	3 A to 3000 A
70 Series III		1 A to 200 A		1 A to 400 A*		0.2 A to 1000 A*	1 A to 3000 A	2 A to 2000 A	3 A to 3000 A
175/177/179	3 A to 200 A	1 A to 200 A	3 A to 400 A	1 A to 400 A*	3 A to 600 A	0.3 A to 1000 A*	3 A to 3000 A	2 A to 2000 A	3 A to 3000 A
1577/1587 Insulation Meter	3 A to 200 A	1 A to 200 A	3 A to 400 A	1 A to 400 A*	3 A to 400 A	0.3 A to 1000 A*	3 A to 3000 A	2 A to 2000 A	3 A to 3000 A
8311/83V/88V	2 A to 200 A	1 A to 200 A	2 A to 400 A	1 A to 400 A*	2 A to 600 A	0.2 A to 1000 A*	1 A to 3000 A	2 A to 2000 A	3 A to 3000 A
85/87 Series III	2 A to 200 A	1 A to 200 A	2 A to 400 A	2 A to 400 A*	2 A to 600 A	0.2 A to 1000 A*	2 A to 3000 A	2 A to 2000 A	3 A to 3000 A
87/89 Series IV	2.5 A to 200 A	1 A to 200 A	2.5 A to 400 A	0.5 A to 400 A*	2.5 A to 600 A	0.2 A to 1000 A*	1 A to 3000 A	2 A to 2000 A	3 A to 3000 A
187/189	1 A to 200 A	1 A to 200 A	1 A to 400 A	0.5 A to 400 A*	1 A to 600 A	0.2 A to 1000 A*	1 A to 3000 A	2 A to 2000 A	3 A to 3000 A
287/289	1 A to 200 A	1 A to 200 A	1 A to 400 A	0.5 A to 400 A*	1 A to 600 A	0.2 A to 1000 A*	1 A to 3000 A	2 A to 2000 A	3 A to 3000 A
8060A/8062A DMMs	2 A to 200 A	1 A to 200 A	2 A to 400 A	2 A to 400 A*	2 A to 600 A	0.2 A to 1000 A*	2 A to 3000 A	2 A to 2000 A	3 A to 3000 A
860 Series Graphical Multimeters	1 A to 200 A	1 A to 200 A	1 A to 400 A	3 A to 400 A*	1 A to 600 A	0.3 A to 1000 A*	3 A to 3000 A	2 A to 2000 A	3 A to 3000 A
39/41B Power Meter		1 A to 200 A ²		1 A to 400 A ²		0.2 A to 1000 A ²	1 A to 3000 A ²	2 A to 2000 A ²	3 A to 3000 A ²
43B Power Quality Analyzer		1 A to 200 A		0.5 A to 400 A		0.2 A to 1000 A	1 A to 3000 A	2 A to 2000 A	3 A to 3000 A
434/435 Power Quality Analyzer		1 A to 200 A		1.2 A to 400 A		0.3 A to 1000 A	1.2 A to 3000 A	Best to use i430Flex	Best to use i430Flex
9X ScopeMeter Series		1 A to 200 A		1 A to 400 A		0.2 A to 1000 A	1 A to 3000 A	2 A to 2000 A	3 A to 3000 A
120 Series ScopeMeters		1 A to 200 A		2.5 A to 400 A		0.25 A to 1000 A	2.5 A to 3000 A	2 A to 2000 A	3 A to 3000 A
190 Series Scopemeters		1 A to 200 A		1 A to 400 A		0.2 A to 1000 A	1 A to 3000 A	2 A to 2000 A	3 A to 3000 A
45 DMM	1.5 A to 100 A	1 A to 200 A	1.5 A to 100 A	1.5 A to 400 A*	1.5 A to 100 A & 500 A to 600 A	0.15 A to 1000 A*	1.5 A to 3000 A	2 A to 2000 A	3 A to 3000 A
8808A	1 A to 200 A	1 A to 200 A	1 A to 400 A	0.5 A to 400 A*	1 A to 600 A	0.2 A to 1000 A*	1 A to 3000 A	2 A to 2000 A	3 A to 3000 A
8845A/8846A	1 A to 200 A	1 A to 200 A	1 A to 400 A	1 A to 400 A*	1 A to 600 A	0.2 A to 1000 A*	1 A to 3000 A	2 A to 2000 A	3 A to 3000 A
74X Series Process Calibrators		1.1 A to 200 A		1.1 A to 400 A*		1.1 A to 1000 A*	1.1 A to 3000 A	2 A to 2000 A	3 A to 3000 A
787/789 Process Motors	50 A to 200 A	1 A to 200 A	50 A to 400 A	2 A to 400 A*	50 A to 440 A	0.2 A to 1000 A*	2 A to 3000 A	2 A to 2000 A	3 A to 3000 A

* Requires PMS081/001 Adapters.

¹ Three range version.

² Current and watt readings will be multiples of 10 higher or lower than actual on some ranges.

AC only models



i200s



i400s



i800



i1000s



i2000 flex



i3000s flex



i310s



i6000s

- 6 A to 6000 A
- Compatible with most products except 434/435

Accessories

For more information, go to www.fluke.com/accessories

Fluke current clamps

For use with DMMs, ScopeMeters and Power Quality Analyzers

AC/DC current clamp specifications

	W 59-15-8110	W 59-15-0410	W 59-15-1010	W 59-15-0030		
DC range	0.1 A to 100 A	1 A to 400 A	1 A to 1000 A	30 mA to 30 A	30 mA to 30 A	0.1 A to 450 A
AC range	0.1 A to 70 A	1 A to 400 A	1 A to 600 A	30 mA to 20 A rms	30 mA to 20 A rms	0.1 A to 300 A
Accuracy	0.1 A to 10 A: dc to 1 kHz: $\pm 3\%$ + 50 mA; up to 100 A add 15%; up to 20 kHz add 12%	3.5% + 0.5 A for dc or ac (45 to 400 Hz)	2% + 0.5 A for dc or ac (45 to 400 Hz)	$\pm 1\%$ of reading, ± 2 mA	$\pm 1\%$ of reading, ± 2 mA	30 A range: 1% + 50 mA; 300 A range: 1% + 300 mA
Bandwidth (-3 dB)	100 kHz	3 kHz	10 kHz	dc to 20 kHz (-0.5 dB)	dc to 100 kHz (-0.5 dB)	DC to 20 kHz
Zero error adjustment	Yes	Yes	Yes	Yes	Yes	Yes
Maximum conductor diameter	11.8 mm (0.46 in)	30 mm (1.18 in)	30 mm (1.18 in)	19 mm (0.75 in)	19 mm (0.75 in)	19 mm (0.75 in)
Maximum conductor size	1 AWG	750 MCM or 2-500 MCM	750 MCM or 2-500 MCM	250 MCM	250 MCM	250 MCM
Output levels	10 mV/A, 100 mV/A	1 mV/A	1 mV/A	100 mV/A	100 mV/A	10 mV/A, 100 mV/A
Output cable	1.5 meter with BNC termination	1.2 meter with shrouded banana plugs	1.2 meter with shrouded banana plugs	1.5 meter with shrouded dual banana plug	2 meter with BNC termination	2 meters with BNC termination and a BNC to safety shrouded banana adapter
Battery life	40 hours	60 hours	60 hours	30 hours	30 hours	30 hours
Warranty	One-year	One-year	One-year	One-year	One-year	One-year
Safety	CAT II 600 V; CAT III 300 V	CAT III 600 V	CAT III 600 V	CAT III 300 V	CAT III 300 V	CAT III 300 V

AC/DC clamp-on current probe compatibility

Meter	80i-110s	i410	i1010	i30	i30s	i310s
10/11/12/12B/16/18	0.1 A to 100 A dc/ 0.1 A to 70 A ac*	5 A to 400 A dc/ 7 A to 400 A ac	5 A to 1000 A dc/ 7 A to 600 A ac	40 mA to 30 A dc/ 60 mA to 20 A ac	40 mA to 30 A dc/ 60 mA to 20 A ac	0.4 A to 450 A dc/ 0.6 A to 300 A ac
110/111/112	0.1 A to 100 A dc/ 3 A to 70 A ac*	5 A to 400 A dc/ 300 A to 400 A ac	5 A to 1000 A dc/ 300 A to 600 A ac	40 mA to 30 A dc/ 3 A to 20 A ac	40 mA to 30 A dc/ 3 A to 20 A ac	0.4 A to 450 A dc/ 30 A to 300 A ac
114/115/116/117	0.1 A to 100 A dc/ 0.1 A to 70 A ac*	1.4 A to 400 A dc/ 6 A to 400 A ac	1.4 A to 1000 A dc/ 6 A to 600 A ac	30 mA to 30 A dc/ 60 mA to 20 A ac	30 mA to 30 A dc/ 60 mA to 20 A ac	0.1 A to 450 A dc/ 0.6 A to 300 A ac
21/23/70/73/75/77 Series III	0.1 A to 100 A dc/ 0.1 A to 70 A ac*	1 A to 400 A dc/ 5 A to 400 A ac	1 A to 1000 A dc/ 5 A to 600 A ac	30 mA to 30 A dc/ 40 mA to 20 A ac	30 mA to 30 A dc/ 40 mA to 20 A ac	0.1 A to 450 A dc/ 0.4 A to 300 A ac
26/79 Series III	0.1 A to 100 A dc/ 0.2 A to 70 A ac*	1 A to 400 A dc/ 20 A to 400 A ac	1 A to 1000 A dc/ 20 A to 600 A ac	30 mA to 30 A dc/ 200 mA to 20 A ac	30 mA to 30 A dc/ 200 mA to 20 A ac	0.1 A to 450 A dc/ 2 A to 300 A ac
27	0.1 A to 100 A dc/ 0.1 A to 70 A ac*	1 A to 400 A dc/ 1 A to 400 A ac	1 A to 1000 A dc/ 1 A to 600 A ac	30 mA to 30 A dc/ 30 mA to 20 A ac	30 mA to 30 A dc/ 30 mA to 20 A ac	0.1 A to 450 A dc/ 0.1 A to 300 A ac
77-IV	0.1 A to 100 A dc/ 0.1 A to 70 A ac*	1 A to 400 A dc/ 5 A to 400 A ac	1 A to 1000 A dc/ 5 A to 600 A ac	30 mA to 30 A dc/ 40 mA to 20 A ac	30 mA to 30 A dc/ 40 mA to 20 A ac	0.1 A to 450 A dc/ 0.4 A to 300 A ac
175/177/179	0.11 A to 100 A dc/ 0.3 A to 70 A ac*	1.6 A to 400 A dc/ 30 A to 400 A ac	1.6 A to 1000 A dc/ 30 A to 600 A ac	30 mA to 30 A dc/ 300 mA to 20 A ac	30 mA to 30 A dc/ 300 mA to 20 A ac	0.1 A to 450 A dc/ 3 A to 300 A ac
1577/1587 Insulation Meter	0.1 A to 100 A dc/ 0.3 A to 70 A ac*	1.2 A to 400 A dc/ 30 A to 400 A ac	1.2 A to 1000 A dc/ 30 A to 600 A ac	30 mA to 30 A dc/ 300 mA to 20 A ac	30 mA to 30 A dc/ 300 mA to 20 A ac	0.1 A to 450 A dc/ 3 A to 300 A ac
83-III/83-V/88-V	0.1 A to 100 A dc/ 0.1 A to 70 A ac*	1 A to 400 A dc/ 1 A to 400 A ac	1 A to 1000 A dc/ 1 A to 600 A ac	30 mA to 30 A dc/ 30 mA to 20 A ac	30 mA to 30 A dc/ 30 mA to 20 A ac	0.1 A to 450 A dc/ 0.1 A to 300 A ac
85-III/87-III/87-V	0.1 A to 100 A dc/ 0.2 A to 70 A ac*	1 A to 400 A dc/ 20 A to 400 A ac	1 A to 1000 A dc/ 20 A to 600 A ac	30 mA to 30 A dc/ 200 mA to 20 A ac	30 mA to 30 A dc/ 200 mA to 20 A ac	0.1 A to 450 A dc/ 2 A to 300 A ac
87-IV/89-IV/187/189	0.1 A to 100 A dc/ 0.1 A to 70 A ac*	1 A to 400 A dc/ 2.5 A to 400 A ac	1 A to 1000 A dc/ 2.5 A to 600 A ac	30 mA to 30 A dc/ 30 mA to 20 A ac	30 mA to 30 A dc/ 30 mA to 20 A ac	0.1 A to 450 A dc/ 0.25 A to 300 A ac
287/289	0.1 A to 100 A dc/ 0.1 A to 70 A ac*	1 A to 400 A dc/ 1 A to 400 A ac	1 A to 1000 A dc/ 1 A to 600 A ac	30 mA to 30 A dc/ 30 mA to 20 A ac	30 mA to 30 A dc/ 30 mA to 20 A ac	0.1 A to 450 A dc/ 0.1 A to 300 A ac
8060A/8062A DMMs	0.1 A to 100 A dc/ 0.2 A to 70 A ac*	1 A to 400 A dc/ 20 A to 400 A ac	1 A to 1000 A dc/ 20 A to 600 A ac	30 mA to 30 A dc/ 200 mA to 20 A ac	30 mA to 30 A dc/ 200 mA to 20 A ac	0.1 A to 450 A dc/ 2 A to 300 A ac
860 Series Graphical Multimeters	0.1 A to 100 A dc/ 0.3 A to 70 A ac*	1 A to 400 A dc/ 30 A to 400 A ac	1 A to 1000 A dc/ 30 A to 600 A ac	30 mA to 30 A dc/ 300 mA to 20 A ac	30 mA to 30 A dc/ 300 mA to 20 A ac	0.1 A to 450 A dc/ 3 A to 300 A ac
39/41B Power Meter	Usable but will read 10 or 100 times higher	1 A to 400 A ac** Not spec'd for dc	1 A to 600 A ac** Not spec'd for dc	Usable but will read 100 times higher**	Usable but will read 100 times higher	Not spec'd for dc 0.6 A to 300 A ac
9X ScopeMeter Series	0.1 A to 100 A dc/ 0.1 A to 70 A ac	1 A to 400 A dc/ 5 A to 400 A ac**	1 A to 1000 A dc/ 5 A to 600 A ac**	30 mA to 30 A dc/ 50 mA to 20 A ac**	30 mA to 30 A dc/ 50 mA to 20 A ac	0.1 A to 450 A dc/ 0.5 A to 300 A ac
123/124 ScopeMeters	0.1 A to 100 A dc/ 0.25 A to 70 A ac	1 A to 400 A dc/ 25 A to 400 A ac**	1 A to 1000 A dc/ 25 A to 600 A ac**	30 mA to 30 A dc/ 250 mA to 20 A ac**	30 mA to 30 A dc/ 250 mA to 20 A ac	0.1 A to 450 A dc/ 2.5 A to 300 A ac
190 Series Scopemeters	0.1 A to 100 A dc/ 0.1 A to 70 A ac	1 A to 400 A dc/ 5 A to 400 A ac**	1 A to 1000 A dc/ 5 A to 600 A ac**	30 mA to 30 A dc/ 50 mA to 20 A ac**	30 mA to 30 A dc/ 50 mA to 20 A ac	0.1 A to 450 A dc/ 0.5 A to 300 A ac
45 DMM	0.1 A to 100 A dc/ 0.15 A to 70 A ac*	1 A to 400 A dc/ 15 A to 400 A ac	1 A to 1000 A dc/ 15 A to 600 A ac	30 mA to 30 A dc/ 150 mA to 20 A ac	30 mA to 30 A dc/ 150 mA to 20 A ac	0.1 A to 450 A dc/ 1.5 A to 300 A ac
8808A	0.1 A to 100 A dc/ 0.1 A to 70 A ac*	1 A to 400 A dc/ 2 A to 400 A ac	1 A to 1000 A dc/ 2 A to 600 A ac	30 mA to 30 A dc/ 30 mA to 20 A ac	30 mA to 30 A dc/ 30 mA to 20 A ac	0.1 A to 450 A dc/ 0.2 A to 300 A ac
8845A/8846A	0.1 A to 100 A dc/ 0.1 A to 70 A ac*	1 A to 400 A dc/ 1 A to 400 A ac	1 A to 1000 A dc/ 1 A to 600 A ac	30 mA to 30 A dc/ 30 mA to 20 A ac	30 mA to 30 A dc/ 30 mA to 20 A ac	0.1 A to 450 A dc/ 0.1 A to 300 A ac
705/707	0.1 A to 100 A dc, No ac*	4 A to 400 A dc, No ac	4 A to 1000 A dc, No ac	40 mA to 30 A dc, No ac	40 mA to 30 A dc, no ac	0.4 A to 450 A dc, No ac
715	0.1 A to 100 A dc, No ac*	4 A to 400 A dc, No ac	4 A to 1000 A dc, No ac	40 mA to 30 A dc, No ac	40 mA to 30 A dc, no ac	0.1 A to 450 A dc, No ac
74X Series Process Calibrators	0.1 A to 100 A dc/ 1.1 A to 70 A ac*	1 A to 400 A dc/ 110 A to 400 A ac	1 A to 1000 A dc/ 110 A to 600 A ac	30 mA to 30 A dc/ 1.1 A to 20 A ac	30 mA to 30 A dc/ 1.1 A to 20 A ac	0.1 A to 450 A dc/ 1.1 A to 300 A ac
787/789 Process Meters	0.1 A to 100 A dc/ 0.2 A to 70 A ac*	1 A to 400 A dc/ 20 A to 400 A ac	1 A to 1000 A dc/ 20 A to 600 A ac	30 mA to 30 A dc/ 200 mA to 20 A ac	3 mA to 30 A dc/ 200 mA to 20 A ac	0.1 A to 450 A dc/ 2 A to 300 A ac

* Requires FMS081 Adapter

** Requires PM9082/IOI Adapter

***Only for use with the 430 Series Power Quality Analyzers

For more information, go to www.fluke.com/accessories

AC/DC models



80i-110s



i410



i1010

i30s and i30 Hall Effect AC/DC Current Clamps

- Especially useful for low current measurements down to 30 milliamperes



i30s



i30

Power quality ac combo packs for 4-phase current measurements



i430flex 4-pack***



i5sPQ3

Accessories



Utilities



Residential



Industrial



Commercial



Electrical



HVAC/IAQ



Process



Electronic

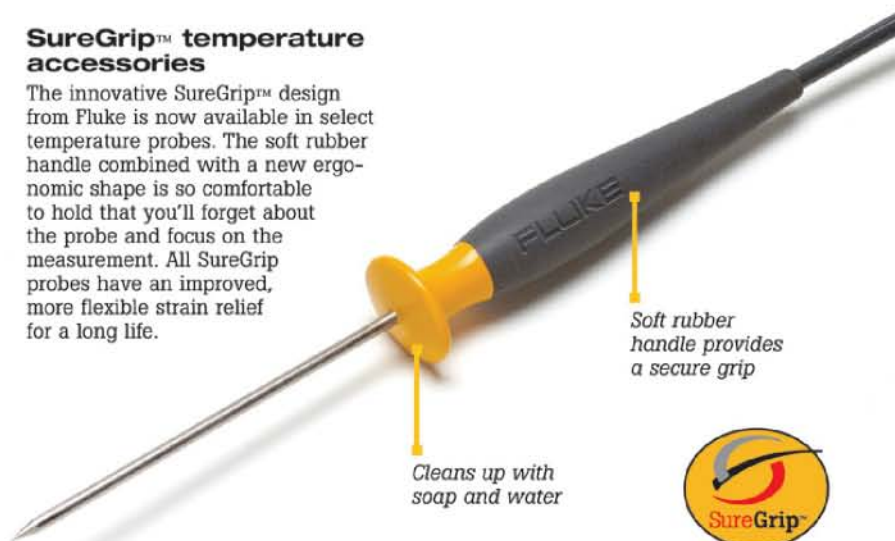
Fluke temperature accessories

FLUKE®

Hot probes with cool designs

SureGrip™ temperature accessories

The innovative SureGrip™ design from Fluke is now available in select temperature probes. The soft rubber handle combined with a new ergonomic shape is so comfortable to hold that you'll forget about the probe and focus on the measurement. All SureGrip probes have an improved, more flexible strain relief for a long life.



The right tool for the job

Make better temperature measurements with a probe designed for your application. The 80PK-8 pipe clamp probe (shown) is specifically designed for measuring pipe temperatures, calculating superheat and sub-cooling for refrigeration troubleshooting. Other special purpose probes shown are designed for making quick surface, fluid and air temperature measurements. The piercing probe makes it possible to make temperature measurements below the surface of a soft object. To enable your Fluke DMM or 50 Series II thermometer to make its' best possible measurements, choose the correct probe from the selection guide below.

W59-13-0001 W59-13-0007 W59-13-0001 W59-13-0022 W59-13-0003 W59-13-0024 W59-13-0025 W59-13-0026 W59-13-0027 W59-13-0008

	Bead	Bead	HVAC	Immersion	Surface	Air	Piercing	General purpose	Industrial surface	Pipe clamp
	80BK-A	80PK-1 80PJ-1	80PK-11	80PK-22	80PK-3A	80PK-24	80PK-25 80PT-25	80PK-26	80PK-27	80PK-8
Lowest temp	-40 °C (-40 °F)		-30 °C (-22 °F)	-40 °C (-40 °F)	0 °C (32 °F)	-40 °C (-40 °F)	K Type: -40 °C (-40 °F) T Type: -196 °C (-321 °F)	-40 °C (-40 °F)	-127 °C (-196 °F)	-29 °C (-20 °F)
Highest temp	260 °C (500 °F)		105 °C (221 °F)	1090 °C (1994 °F)	260 °C (500 °F)	816 °C (1500 °F)	350 °C (662 °F)	816 °C (1500 °F)	600 °C (1112 °F)	149 °C (300 °F)
Probe material	K type wire with teflon insulation		Velcro	Inconel 600	K type sensor with teflon body	Inconel	316 Stainless Steel	304 Stainless Steel		K type sensor with pvc body
Probe length	1 m Lead Wire		19 m Velcro cuff	21.27 cm (8.375 in)	9.525 cm (3.75 in)	21.59 cm (8.5 in)	10.16 cm (4 in)	21.57 cm (8.5 in)	20.32 cm (8 in)	for pipes from 6.4 mm (.25 in) to 34.9 mm (1.375 in)
Cable length		1 m (39 in)			1.3 m (4 ft)			1 m (39 in)		
Connection	Standard Banana Jack									
SureGrip handle	No	No	No	Yes	No	Yes	Yes	Yes	Yes	No
Key feature	Ideal for initial troubleshooting. Can be secured in place with a magnet.		Velcro probe allows hands free temperature measurement.	For use in liquids or in gels.	Exposed junction for direct contact with flat or slightly convex surfaces.	Perforated baffle for air and non-caustic gas measurements	Probe material safe for use in foods. Sharp tip pierces solid surfaces.	Use for general purpose air or surface measurements	Low conductivity stainless steel minimizes thermal shunting. Extra rugged.	Clamps securely to pipe. Measurements are repeatable to 0.56 °C (1 °F).
Thermocouple types	K	K, J	K		K		K, T		K	
Typical use										
General purpose	*	*	*	*	*	*	*	*	*	*
HVAC		*	*	*	*	*	*	*	*	*
Food service				*			*			
Industrial	*	*	*						*	*
Residential	*	*	*		*	*	*		*	*
Commercial	*	*	*	*	*	*	*	*	*	*

Use an 80AK adapter with meters with temperature function such as the 16, 78, 83V, 87V, 88V, 179, 187 and 189
The 80TK enables your meter to read temperature using mV (see the Accessory selection guide on page 60 for meters)
For the Fluke Thermometer, 51, 52, 53, and 54 III, no adapter is necessary for thermocouple types K, J, T and E

Accessories

For more information, go to www.fluke.com/accessories

Fluke Temperature accessories

FLUKE®

Turn your digital multimeter into a thermometer

Other temperature accessories

80TK Thermocouple Module

- Converts K-Type thermocouple signals into mV output
- Connects to DMM via standard banana plugs
- Switch selectable °C or °F
- Range: -50 °C to 1000 °C (-58 °F to 1832 °F)
- Includes 80PK-1 probe



W 59-13-0080

80T-150U Universal Solid State Temperature Probe

- For measurement of air, surface and non-corrosive materials
- Measurement range: -50 °C to 150 °C (-58 °F to 302 °F)
- Output: 1 mV/°C or 1 mV/°F (switch selectable)
- Connects to DMM via standard banana plugs



W 59-13-0150

80AK-A DMM Adapter

- Adapts K-type thermocouple mini-connector to dual banana plug inputs
- Compatible with all Fluke DMMs with temperature measurement functions
- Measurement range and accuracy is not affected by the 80AK-A adapter



W 59-13-8011

80BK-A Integrated DMM Temperature Probe

- Compatible with all Fluke DMMs with temperature measurement functions
- K-Type thermocouple with standard banana jack
- Convenient one-piece construction
- Measurement range: -40 °C to 260 °C (-40 °F to 500 °F)



W 59-13-0087

80CK-M and 80CJ-M Type K and J Male Mini-Connectors

- Isothermal screw terminal for K or J wire
- Suitable for up to 20 gauge thermocouple wire
- Color coded to industry standards (K-yellow, J-black)
- Two per package



80CK-M: W 59-13-0083

80CJ-M: W 59-13-0082

80PJ-EXT, 80PK-EXT, 80PT-EXT Thermocouple Wire Extension Kits

- For extending and repairing J, K or T-type thermocouple wires.
- Kit includes 3 m (approx. 9 ft.) of thermocouple wire and 1 pair of male/female mini-connectors
- Maximum continuous exposure temperature: 260 °C (500 °F)
- 80PK-EXT is compatible with K-type thermometers; 80PJ-EXT is designed for J-type thermometers, and 80PT-EXT is designed for T-type thermometers



80PJ-EXT: W 59-13-0089

80PK-EXT: W 59-13-0084

80PT-EXT: W 59-13-0088

Thermocouple Plug Kits

700TC1

- A kit of 10 mini-plug connectors. One each of the following: Type J (black), Type K (yellow), Type T (blue), Type E (purple), Type R/S (green), Type B or Cu (white), Type L (J-DIN) (blue), Type U (T-DIN) (brown), Type C (red), Type N (orange)



700TC2

- A kit of 7 mini-plug connectors. Type J (black), two Type K (yellow), two Type E (purple), one Type T (blue), one Type R/S (green), one

80PR-60 RTD Temperature Probe

- Resistance temperature detector probe designed to add contact measurements to your Fluke 66 and 68 Non-Contact Infrared Thermometers
- Measurement range: -40 °C to 260 °C (-40 °F to 500 °F)
- 3.5 mm phono type jack is only appropriate for Fluke 66 and 68 Thermometers



W 59-13-8060

Process tools accessories

BP7217 W 59-15-0028

- NiCd rechargeable battery; nominal 7.2 volt, 1700 mA hr
- Use in 867B meters or 700 and 740 Series Calibrators



BP7235 W 59-15-7235

- NiMH rechargeable battery; nominal 7.2 Volt, 3500 mA hr
- Use in 700 and 740 Series Calibrators



700LTP-1 Low Pressure Test Pump

Hand operated pressure pump designed to generate either vacuum to -13 psi/-90 bar or pressures to 100 psi/6.9 bar. Ideal for low pressure applications requiring accurate low pressure testing.



700ILF In-line Filter

The Fluke 700ILF can be used to isolate the calibrator from incidental contact with fluids. Particularly useful with the 718 calibrator to help keep moisture or oils from contaminating the on-board pump.



700PTP-1 Pneumatic Test Pump

The Fluke 700PTP is a hand-held pressure pump designed to generate either vacuum to -11.6 psi/-0.8 bar or pressure to 600 psi/40 bar.



700HTP-1 Hydraulic Test Pump

The Fluke 700HTP is designed to generate pressures up to 10,000 psi/700 bar. Use the Fluke-700PRV adjustable relief valves to limit pressures from 1360 psi to 5450 psi.



700HTH Hydraulic Test Hose

The 700HTH is a 10,000 psi, 700 bar test hose that connects to a calibration unit under test from a Fluke 700HTP hydraulic test pump.



700PMP Pressure Pump

The 700PMP is a hand-operated pressure pump to provide pressures up to 150 psi/1000 kPa. Output fitting is 1/8 FNPT.



Fluke 700-IV Current Shunt

Conversion factor: 10 mV = 1 mA
Accuracy (% of input, 1 year): 0.025 %
Input current: 0 to 55 mA
Input resistance: 250 Ω nominal
Output resistance: 10 Ω nominal
Accuracy specification applies from +18 °C and 28 °C to 50 °C
Maximum input voltage: 30 V dc



For more information, go to www.fluke.com/accessories

Accessories



匯集世界名廠貨 提供直銷優惠價

Testers 測試儀器



Power Supplies 電源供應器



Tools 電動及測量工具



Soldering 銲接工具



Cables 電線



Electronic Components 電子零件

